

**INDEPENDENT AUDITORS' REPORT**

The Board of Directors  
Edelweiss Real Assets Managers Limited  
(As the Investment Manager of Anzen India Energy Yield Plus Trust)  
Plot 294/3, Edelweiss House, Off CST Road, Kalina,  
Santacruz East, Mumbai 400098  
Maharashtra, India

**Opinion**

We have audited the accompanying Special Purpose Combined Financial Statements of NRSS XXXI (B) Transmission Limited and Darbhanga-Motihari Transmission Company Limited (individually referred to as "SPVs" and together referred to as the "SPV Group") which comprise the Combined Balance Sheet as at March 31, 2023, the Combined Statement of Profit and Loss (including Other Comprehensive Income), the Combined Cash Flow Statement, the Combined Statement of Changes in Equity for the year ended March 31, 2023, the Combined Statement of Net Assets at Fair Value as at March 31, 2023, the Combined Statement of Total Returns at Fair Value for the year ended March 31, 2023 and a Summary of Significant Accounting Policies and Other Explanatory Information (collectively, the "Combined Financial Statements").

In our opinion and to the best of our information and according to the explanations given to us, the Combined Financial Statements give a true and fair view of the combined state of affairs of the SPV Group as at March 31, 2023, its combined profit including other comprehensive income, its combined cash flows and its combined changes in equity for the year ended March 31, 2023, its combined net assets at fair value as at March 31, 2023, and its combined total returns at fair value for the year ended March 31, 2023 in accordance with the basis of preparation as set out in note 2.1 to the Combined Financial Statements.

**Basis of Opinion**

We conducted our audit in accordance with the Standards on Auditing (SAs) issued by the Institute of Chartered Accountants of India. Our responsibilities under those Standards are further described in the Auditor's Responsibilities for the Audit of the Combined Financial Statements section of our report. We are independent of Anzen India Energy Yield Plus Trust (the "InvIT") in accordance with the Code of Ethics issued by the Institute of Chartered Accountants of India ("the ICAI") together with the ethical requirements that are relevant to our audit of the Combined Financial Statements, and we have fulfilled our other ethical responsibilities in accordance with these requirements and the Code of Ethics. We believe that the audit evidence we have obtained is sufficient and appropriate to provide a basis for our opinion on the Combined Financial Statements.

**Emphasis of matter - Basis of Accounting**

We draw attention to Note 2.1 to the Combined Financial Statements, which describes that the SPV Group has not formed a separate legal group of entities for the year ended March 31, 2023 and which also describes the basis of preparation of the Combined Financial Statements, including the approach to and the purpose for preparing them. Consequently, the SPV Group's Combined Financial Statements may not necessarily be indicative of the financial performance and financial position of the SPV Group that would have occurred if it had operated as a separate standalone group of entities during the period presented. The Combined Financial Statements have been prepared by the Investment Manager solely for inclusion in Preliminary Placement Document and the Placement Document in accordance with the requirements of Securities and Exchange Board of India (Infrastructure Investment Trusts) Regulations, 2014, as amended from time to time including any circulars issued thereunder (together referred to as 'InvIT Regulations') in connection with the



# **S R B C & CO LLP**

Chartered Accountants

proposed institutional placement of units by the InvIT. As a result, the Combined Financial Statements may not be suitable for another purpose.

Our opinion is not modified in respect of this matter.

## **Management's Responsibility for the Combined Financial Statements**

The Investment Manager of the InvIT is responsible for the preparation of these Combined Financial Statements that give a true and fair view of the combined financial position, combined financial performance including other comprehensive income, combined cash flows, combined statement of change in equity in accordance with the basis of preparation specified in note 2.1 to the Combined Financial Statements. The respective Board of Directors of the SPVs are responsible for the maintenance of adequate accounting records in accordance with the provisions of the Companies Act, 2013; for safeguarding the assets of the SPVs and for preventing and detecting frauds and other irregularities; the selection and application of appropriate accounting policies; making judgements and estimates that are reasonable and prudent; and the design, implementation and maintenance of adequate internal financial controls, that were operating effectively for ensuring the accuracy and completeness of the accounting records, relevant to the preparation and presentation of the financial statements that give a true and fair view and are free from material misstatement, whether due to fraud or error, which have been used for the purpose of preparation of these Combined Financial Statements by the Investment Manager, as aforesaid.

In preparing the Combined Financial Statements, the Board of Directors of the Investment Manager and the respective Board of Directors of the SPVs are responsible for assessing the ability of the SPVs to continue as a going concern, disclosing, as applicable, matters related to going concern and using the going concern basis of accounting unless management either intends to liquidate the SPVs or to cease operations or has no realistic alternative but to do so. The Board of Directors of the Investment Manager and the respective Board of Directors of the SPVs are also responsible for overseeing the financial reporting process of the SPVs.

## **Auditor's Responsibility for the Audit of the Combined Financial Statements**

Our objectives are to obtain reasonable assurance about whether the Combined Financial Statements as a whole are free from material misstatement, whether due to fraud or error, and to issue an auditor's report that includes our opinion. Reasonable assurance is a high level of assurance, but is not a guarantee that an audit conducted in accordance with SAs will always detect a material misstatement when it exists. Misstatements can arise from fraud or error and are considered material if, individually or in the aggregate, they could reasonably be expected to influence the economic decisions of users taken on the basis of these Combined Financial Statements.

As part of an audit in accordance with SAs, we exercise professional judgment and maintain professional skepticism throughout the audit. We also:

- Identify and assess the risks of material misstatement of the Combined Financial Statements, whether due to fraud or error, design and perform audit procedures responsive to those risks, and obtain audit evidence that is sufficient and appropriate to provide a basis for our opinion. The risk of not detecting a material misstatement resulting from fraud is higher than for one resulting from error, as fraud may involve collusion, forgery, intentional omissions, misrepresentations, or the override of internal control.
- Obtain an understanding of internal financial control relevant to the audit in order to design audit procedures that are appropriate in the circumstances, but not for expressing an opinion on the effectiveness of the internal control.



# **S R B C & C O L L P**

Chartered Accountants

- Evaluate the appropriateness of accounting policies used and the reasonableness of accounting estimates and related disclosures made by management.
- Conclude on the appropriateness of management's use of the going concern basis of accounting and, based on the audit evidence obtained, whether a material uncertainty exists related to events or conditions that may cast significant doubt on the SPVs' ability to continue as going concern. If we conclude that a material uncertainty exists, we are required to draw attention in our auditor's report to the related disclosures in the Combined Financial Statements or, if such disclosures are inadequate, to modify our opinion. Our conclusions are based on the audit evidence obtained up to the date of our auditor's report. However, future events or conditions may cause the SPVs to cease to continue as going concern.
- Evaluate the overall presentation, structure and content of the Combined Financial Statements, including the disclosures, and whether the Combined Financial Statements represent the underlying transactions and events in a manner that achieves fair presentation.

We communicate with those charged with governance regarding, among other matters, the planned scope and timing of the audit and significant audit findings, including any significant deficiencies in internal control that we identify during our audit.

We also provide those charged with governance with a statement that we have complied with relevant ethical requirements regarding independence, and to communicate with them all relationships and other matters that may reasonably be thought to bear on our independence, and where applicable, related safeguards.

## **Other Matter - Restriction on distribution and use**

This report is addressed to and is provided to the Investment Manager solely for the purpose of inclusion in the Preliminary Placement Document and Placement Document in connection with the proposed institutional placement of units by the InvIT. Our report should not be used, referred to or distributed for any other purpose or to any other party. Accordingly, we do not accept or assume any liability or any duty of care for any other purpose or to any other person to whom this report is shown or into whose hands it may come.

## **Report on Other Legal and Regulatory Requirements**

As required by the InvIT Regulations, we report that:

- a. we have obtained all information and explanations which, to the best of our knowledge and belief, were necessary for the purpose of our audit;
- b. The Combined Balance Sheet, Combined Statement of Profit and Loss (including Other Comprehensive Income), Combined Cash Flow Statement and Combined Statement of Changes in Equity dealt with by this Report are in agreement with the books of account maintained for the purpose of preparation of the Combined Financial Statements;

[ THIS SPACE INTENTIONALLY LEFT BLANK ]



# **S R B C & CO LLP**

Chartered Accountants

- c. In our opinion, the aforesaid Combined Financial Statements comply with the basis of preparation as stated in note 2.1 to the Combined Financial Statements.

For S R B C & CO LLP

Chartered Accountants

Firm registration number: 324982E/E300003



per Paul Alvares  
Partner

Membership No.: 105754

UDIN: 25105754BMITJA4231

Place: Pune

Date: February 22, 2025



**SPV Group**

(As defined in Note 1 - Corporate Information)

All amounts in Rupees millions unless otherwise stated

Combined Balance Sheet as at March 31, 2023

Particulars	Notes	As at March 31, 2023	As at March 31, 2022
<b>ASSETS</b>			
<b>(1) Non-current assets</b>			
(a) Property, plant and equipment	(3A)	11,151.00	12,097.19
(b) Capital work-in-progress	(33)	-	46.59
(c) Goodwill	(3B)	1,371.22	1,371.22
(d) Financial assets			
(i) Other financial assets	(4)	6.62	6.96
(e) Income tax assets (net)		22.44	11.40
<b>Total non-current assets</b>		<b>12,551.28</b>	<b>13,533.36</b>
<b>(2) Current assets</b>			
(a) Financial assets			
(i) Investments	(5)	833.59	272.37
(ii) Trade receivables	(7)	12.03	-
(iii) Cash and cash equivalents	(8A)	61.25	43.53
(iv) Bank balances other than disclosed in note 8A above	(8B)	-	1,231.97
(v) Other financial assets	(4)	656.51	603.45
(b) Other current assets	(6)	31.15	18.60
<b>Total current assets</b>		<b>1,594.53</b>	<b>2,169.92</b>
<b>Total assets</b>		<b>14,145.81</b>	<b>15,703.28</b>
<b>EQUITY AND LIABILITIES</b>			
<b>EQUITY</b>			
Net shareholder's fund	(9)	343.35	952.23
<b>Total Equity</b>		<b>343.35</b>	<b>952.23</b>
<b>LIABILITIES</b>			
<b>(1) Non-current liabilities</b>			
(a) Financial liabilities			
(i) Borrowings	(10)	13,114.54	13,757.23
(b) Provisions	(11)	1.90	1.86
<b>Total non-current liabilities</b>		<b>13,116.44</b>	<b>13,759.09</b>
<b>(2) Current liabilities</b>			
(a) Financial liabilities			
(i) Borrowings	(10)	-	456.00
(ii) Trade and other payables	(12)	39.27	20.93
(iii) Other financial liabilities	(13)	631.32	427.41
(b) Other current liabilities	(14)	14.81	77.08
(c) Provisions	(11)	0.62	0.54
<b>Total current liabilities</b>		<b>686.02</b>	<b>991.96</b>
<b>Total equity and liabilities</b>		<b>14,145.81</b>	<b>15,703.28</b>

2

Summary of significant accounting policies

The accompanying notes form an integral part of the combined financial statements.

As per our report of even date

For S R B C & CO LLP  
Chartered Accountants  
Firm Registration No: 324982E/E300003

per Paul Alvares

Partner

Membership Number : 105754

Place : Pune

Date : February 22, 2025



For and on behalf of the Board of Directors of  
EAAA Real Assets Managers Limited  
(formerly known as Edelweiss Real Assets Managers Limited)  
(as Investment Manager of Anzen India Energy Yield Plus Trust)

*Ranjita Deo*

Ranjita Deo  
CIO & Whole-time Director  
DIN No. : 09609160

*Vaibhav Doshi*

Vaibhav Doshi  
Chief Financial Officer

*Jalpa Parekh*

Jalpa Parekh  
Company Secretary  
Membership Number : A44507  
Place : Mumbai

Date : February 22, 2025



SPV Group  
(As defined in Note 1 - Corporate Information)  
All amounts in Rupees millions unless otherwise stated  
Combined Statement of Profit and Loss for the year ended March 31, 2023

Particulars	Notes	Year ended March 31, 2023	Year ended March 31, 2022
<b>INCOME</b>			
Revenue from contract with customers	(15)	3,619.37	2,218.01
Other Income	(16)	39.22	25.07
Finance income	(17)	35.03	60.30
<b>Total</b>		<b>3,693.62</b>	<b>2,303.38</b>
<b>EXPENSES</b>			
Operation and maintenance expense	(18)	71.22	65.62
Employee benefit expense	(19)	16.75	14.95
Depreciation expense	(3A)	998.50	1,073.75
Finance costs	(20)	1,808.48	1,492.53
Other expenses	(21)	221.07	162.78
<b>Total</b>		<b>3,116.02</b>	<b>2,815.63</b>
<b>Profit/(Loss) before tax</b>		<b>577.60</b>	<b>(512.25)</b>
<b>Tax expense:</b>			
Current tax	(28)	68.02	-
<b>Profit/(Loss) for the year [A]</b>		<b>509.58</b>	<b>(512.25)</b>
<b>Other Comprehensive Income</b>			
Other Comprehensive Income not to be reclassified to profit or loss in subsequent period		0.05	0.10
Re-measurement of defined benefit plans (net of tax)		0.05	0.10
<b>Total other comprehensive income for the year, net of tax [B]</b>		<b>0.10</b>	<b>0.20</b>
<b>Total comprehensive Income/(loss) for the year, net of tax [A+B]</b>		<b>509.68</b>	<b>(512.05)</b>
<b>Profit/(Loss) for the year</b>			
Attributable to:			
Unit holders		509.68	(512.05)
<b>Earnings per unit</b>	(29)		

Summary of significant accounting policies

2

The accompanying notes form an integral part of the combined financial statements

As per our report of even date

For S R B C & CO LLP  
Chartered Accountants  
Firm Registration No: 324982E/E300003




per Paul Alvares  
Partner  
Membership Number : 105754  
Place : Pune  
Date : February 22, 2025



For and on behalf of the Board of Directors of  
EAAA Real Assets Managers Limited  
(formerly known as Edelweiss Real Assets Managers Limited)  
(as Investment Manager of Anzen India Energy Yield Plus Trust)



Ranjita Deo  
Director  
DIN No. : 09609160



Vaibhav Doshi  
Chief Financial Officer



Jalpa Parekh  
Company Secretary  
Membership Number : A44507  
Place : Mumbai  
Date : February 22, 2025



SPV Group

(As defined in Note 1 - Corporate Information)

All amounts in Rupees millions unless otherwise stated

Combined Statement of Cash Flow for the year ended March 31, 2023

Particulars	Year ended March 31, 2023	Year ended March 31, 2022
<b>Cash flow from operating activities</b>		
Profit/(Loss) before tax		(512.25)
<b>Adjustments to reconcile profit/(loss) before tax to net cash flows:</b>		
Depreciation expenses	998.50	1,073.75
Finance income	(35.03)	(60.30)
Fair value gain on financial instrument at fair value through profit or loss	(15.24)	(1.38)
Net gain on sale of investment in mutual funds	(20.00)	(13.23)
Loss on disposal of property, plant and equipment	-	4.66
Income from insurance claim	-	(8.77)
Liabilities no longer required written back	-	(0.03)
Finance costs	1,808.48	1,498.53
<b>Operating profit before working capital changes</b>	<b>3,314.31</b>	<b>1,980.98</b>
<b>Working capital adjustment</b>		
(Increase) / Decrease in other assets	(12.55)	1.06
(Increase) / Decrease in other financial assets	(93.65)	(27.05)
(Increase) / Decrease in trade receivables	(6.50)	-
Increase / (Decrease) in trade payables	18.34	(27.13)
Increase / (Decrease) in provisions	0.17	0.43
Increase / (Decrease) in other liabilities	(62.27)	(52.94)
Increase / (Decrease) in other financial liabilities	(487.65)	0.16
<b>Cash flow generated from operations</b>	<b>2,670.20</b>	<b>1,875.51</b>
Income tax paid (net of refund)	(79.06)	0.93
<b>Net cash flow from operating activities [A]</b>	<b>2,591.14</b>	<b>1,876.44</b>
<b>Cash flow from investing activities</b>		
Purchase of property, plant and equipment (including capital work-in-progress and capital advances)	(42.97)	(179.69)
Investment in fixed deposits with banks having maturity more than 3 months	(1,622.71)	(1,742.26)
Proceeds from maturity of fixed deposits with banks having maturity more than 3 months	2,850.67	1,765.33
Investment in mutual funds	(3,742.11)	(1,947.90)
Proceeds from sale of investment in mutual funds	3,205.15	2,015.80
Insurance claim received on disposal / discard of property, plant and equipment	-	44.02
Interest received (finance income)	75.96	49.41
<b>Net cash flow from investing activities [B]</b>	<b>732.99</b>	<b>4.71</b>
<b>Cash flow from financing activities</b>		
Repayment of non convertible debentures (secured)	(12,524.00)	(429.00)
Repayment of non convertible debentures (unsecured)	(40.00)	-
Proceeds from term loan (unsecured)	11,940.00	-
Repayment of term loan (unsecured)	(626.00)	-
Payment of interest on term loan	(556.74)	-
Payment of interest on NCD and OCD	(1,503.80)	(1,439.03)
Payment of other finance costs	(1.87)	(0.71)
<b>Net cash flow used in financing activities [C]</b>	<b>(3,312.41)</b>	<b>(1,918.74)</b>
<b>Net increase / (decrease) in cash and cash equivalents [A+B+C]</b>	<b>17.72</b>	<b>(37.59)</b>
Cash and cash equivalents at the beginning of the year (refer Note 8A)	43.53	81.12
Cash and cash equivalents at the end of the year (refer Note 8A)	61.25	43.53

Summary of significant accounting policies

2

The accompanying notes form an integral part of the combined financial statements

As per our report of even date

For S R B C & CO LLP  
Chartered Accountants  
Firm Registration No: 324982E/E300003

per Paul Awarde  
Partner  
Membership Number : 105754  
Place : Pune  
Date : February 22, 2025



For and on behalf of the Board of Directors of  
EAAA Real Assets Managers Limited  
(formerly known as Edelweiss Real Assets Managers Limited)  
(as Investment Manager of Anzen India Energy Yield Plus Trust)

RanJita Deo  
Director  
DIN No. : 09609160

Vaibhav Doshi  
Chief Financial Officer

Jalpa Parekh  
Company Secretary  
Membership Number : A44507  
Place : Mumbai  
Date : February 22, 2025



**SPV Group**  
 (As defined in Note 1 - Corporate Information)  
 All amounts in Rupees millions unless otherwise stated  
**Combined Statement of Changes in Equity**

Net shareholder's fund	
Particulars	Amount
As at April 1, 2021	1,464.38
Loss for the year	(512.25)
Other comprehensive income/(loss) for the year	0.10
<b>As at March 31, 2022</b>	<b>952.23</b>
Profit for the year	509.58
Distribution to shareholders (Refer Note 35)	(1,118.51)
Other comprehensive income/(loss) for the year	0.05
<b>As at March 31, 2023</b>	<b>343.35</b>


The accompanying notes form an integral part of the combined financial statements

As per our report of even date

For **S R B C & CO LLP**  
 Chartered Accountants  
 Firm Registration No: 324982E/E300003



per Paul Alvares  
 Partner  
 Membership Number : 105754  
 Place : Pune  
 Date : February 22, 2025




For and on behalf of the Board of Directors of  
**EAAA Real Assets Managers Limited**  
 (formerly known as Edelweiss Real Assets Managers Limited)  
 (as Investment Manager of Anzen India Energy Yield Plus Trust)



Rajita Doo  
 Director  
 DIN No. : 105510360



Vaibhav Doshi  
 Chief Financial Officer



Jalpa Parikh  
 Company Secretary  
 Membership Number : A44507  
 Place : Mumbai  
 Date : February 22, 2025



**SPV Group**

(As defined in Note 1 - Corporate Information)

All amounts in Rupees millions unless otherwise stated

**A. Statement of Net Assets at Fair Value as at March 31, 2023 (refer note 3 below)**

Particulars	Book Value	Fair Value
A. Assets	14,145.81	24,187.22
B. Liabilities (at book value)	13,802.46	13,802.46
C. Net Asset Value (A-B)	343.35	10,384.76

**Notes:**

1. Anzen India Energy Yield Plus Trust is not part of the SPV Group. Hence, the disclosures in respect of Net Asset Value (NAV) per Unit has not been disclosed.

**2. Project wise break up of Fair value of Assets as at March 31, 2023**

Particulars	Fair Value
Darbhanga - Motihari Transmission Company Limited ("DMTCL")	13,849.80
NRSS XXXI (B) Transmission Limited ("NRSS")	10,337.42

3. Fair values of total assets (including project wise break up for DMTCL and NRSS of fair value of total assets) as at March 31, 2023 as disclosed above are based solely on the fair valuation report dated May 23, 2023 of the Independent valuer appointed by the Investment manager under the InvIT Regulations.

**B. Statement of Total Return at Fair Value (refer note 1 below)**

Particulars	Year ended March 31, 2023	Year ended March 31, 2022
Total Comprehensive Income (As per the Statement of Profit and Loss)	509.63	(512.15)
Add/(less): Other Changes in Fair Value (e.g., in investment property, property, plant & equipment (if cost model is followed)) not recognized in Total Comprehensive Income (refer note 1 below)	821.69	2,946.15
<b>Total Return</b>	<b>1,331.32</b>	<b>2,434.00</b>

**Notes:**

- In the above statement, Other changes in fair value for the year ended March 31, 2023 and year ended March 31, 2022 has been computed based on the fair values of total assets as at March 31, 2023, March 31, 2022 and as at March 31, 2021. The fair values of total assets as at March 31, 2023, March 31, 2022 and March 31, 2021 are based solely on the valuation report dated May 23, 2023, July 14, 2022 and July 15, 2022 of the independent valuer appointed by the Investment manager under the InvIT Regulations and an independent external valuer engaged by the management respectively.
- Sensitivity analysis with respect to significant unobservable inputs used in the fair value measurement has been disclosed in Note 25.

As per our report of even date

For S R B C &amp; CO LLP

Chartered Accountants

Firm Registration No: 324982E/E300003

per Paul Alvares

Partner

Membership Number : 105754

Place : Pune

Date : February 22, 2025



For and on behalf of the Board of Directors of

EAAA Real Assets Managers Limited

(formerly known as Edelweiss Real Assets Managers Limited)

(as Investment Manager of Anzen India Energy Yield Plus Trust)

Ranjita Deo

CIO &amp; Whole-time Director

DIN No. : 09609160

Jalpa Parekh

Company Secretary

Membership Number : A44507

Place : Mumbai

Date : February 22, 2025

Vaibhav Doshi

Chief Financial Officer



**SPV Group**

(as defined in Note 1 - Corporate Information)

All amounts in Rupees millions unless otherwise stated

Notes to combined financial statements

**1. Corporate Information**

The special purpose combined financial statements comprises of financial statements of Darbhanga - Motihari Transmission Company Limited ("DMTCL") and NRSS XXXI (B) Transmission Limited ("NRSS") (individually referred to as "SPV" and together referred to as "SPV Group"). The SPVs are companies domiciled in India and having their registered office at 504 & 505, 5th Floor, Windsor, Off CST Road, Kalina, Santacruz (East), Mumbai 400088.

DMTCL and NRSS are developers for the designing, construction and maintenance of power transmission lines and substations on Build Own Operate and Maintain ("BOOM") basis and are required to operate and maintain the transmission systems for a period of 35 years.

SEPL Energy Private Limited (formerly known as Sekura Energy Private Limited) (the "Sponsor") settled Anzen India Energy Yield Plus Trust (the "Trust" or the "InvIT") on November 01, 2021 as an Irrevocable trust, pursuant to the Trust Deed, under the provisions of the Indian Trusts Act, 1882 and registered with SEBI as an Infrastructure Investment Trust under Regulation 3(1) of the Securities Exchange Board of India (Infrastructure Investment Trust) Regulations, 2014. The Sponsor has transferred to the Trustee a sum of INR 10,000 towards the initial settlement of Trust. The Trustee to Trust is Axis Trustee Services Limited (the "Trustee") and the Investment Manager for Trust is EAAA Real Assets Managers Limited (formerly known as Edelweiss Real Assets Managers Limited) (the "Investment Manager"). As required by the Guidance Note on Combined and Carve Out Financial Statements issued by the Institute of Chartered Accountants of India, the details of various entities comprised in the combined financial statements is as given below:

Name of SPV	Principal activities	Shareholding by Trust	Status
Darbhangha - Motihari Transmission Company Limited ("DMTCL")	Developer on Build Own Operate and Maintain ("BOOM") basis, for the designing, construction and maintenance of power transmission lines. The Company is required to operate and maintain the transmission system for a period of 35 years.	100%	Operating
NRSS XXXI (B) Transmission Limited ("NRSS")	Developer on Build Own Operate and Maintain ("BOOM") basis, for the designing, construction and maintenance of power transmission lines. The Company is required to operate and maintain the transmission system for a period of 35 years.	100%	Operating

**2. BASIS OF PREPARATION, MEASUREMENT AND SIGNIFICANT ACCOUNTING POLICIES**

**2.1 Basis of preparation of financial statements**

The Special Purpose Combined Financial Statements of NRSS XXXI (B) Transmission Limited ("NRSS") and Darbhanga-Motihari Transmission Company Limited ("DMTCL") (individually referred to as "SPVs" and together referred to as the "SPV Group") comprise the Combined Balance Sheet as at March 31, 2023, the Combined Statement of Profit and Loss (including Other Comprehensive Income), the Combined Cash Flow Statement, the Combined Statement of Changes in Equity for the year ended March 31, 2022, the Combined Statement of Net Assets at Fair Value as at March 31, 2023, the Combined Statement of Total Returns at Fair Value for the year ended March 31, 2023 and a Summary of Significant Accounting Policies with Other Explanatory Information (collectively, the "Special Purpose Combined Financial Statements" or the "combined financial statements").

The Special Purpose Combined Financial Statements were approved for issue in accordance with resolution passed by the Board of Directors of the Investment Manager on February 22, 2025.

The Investment Manager had earlier prepared special purpose combined financial statements of the SPV Group for the three months ended June 30, 2022, and for the years ended March 31, 2022, March 31, 2021 and March 31, 2020 which were approved for issuance on October 19, 2022 (the "IPO Combined Financial Statements") by the Board of Directors of the Investment Manager in connection with the proposed transfer of DMTCL and NRSS to Anzen India Energy Yield Plus Trust (the "Trust" or the "InvIT").

The SPVs were acquired by the Trust on November 11, 2022. Accordingly, the Trust prepared consolidated financial statements from the date of acquisition.

The Trust is currently proposing to raise funds through the Institutional Placement. In connection with the Institutional placement, the combined financial statements of the SPV Group for the year ended March 31, 2023 are required in the Placement Document. In addition to the IPO Combined Financial Statements of the SPV Group and the consolidated financial statements of the Trust for the year ended March 31, 2024. Accordingly, the Investment Manager of the Trust based on the InvIT regulations read together with SEBI circular no. CIR/IMD/DF/114/2016 dated 20 October 2016 has prepared special purpose combined financial statements of the SPV Group for the year ended March 31, 2023.

The Special Purpose Combined Financial Statements have been prepared in accordance with Indian Accounting Standards as defined in Rule 2(1)(a) of the Companies (Indian Accounting Standards) Rules, 2015 (as amended) prescribed under Section 133 of the Companies Act, 2013 ("Ind AS") except for Ind AS 33: Earning Per Share read with SEBI (Infrastructure Investment Trusts) Regulations, 2014 and the circulars issued thereunder ("InvIT Regulations") and the Guidance Note on Combined and Carve-Out Financial Statements issued by the Institute of Chartered Accountants of India ("Guidance Note"). The Special Purpose Combined Financial Statements are special purpose financial statements and have been prepared by the Investment manager to meet the requirements of the InvIT Regulations, as explained above, for the purpose of inclusion in the Preliminary Placement Document and Placement Document prepared by the Investment Manager in connection with the proposed Institutional placement of units by the InvIT. As a result, the Special Purpose Combined Financial Statements may not be suitable for another purpose. Further, the requirements of Schedule III notified under the Companies Act, 2013 are not applicable to InvITs and hence these financial statements are not prepared in accordance with those requirements.

The Special Purpose Combined Financial Statements are presented in Indian Rupees which is also the functional currency of the SPVs. All values are rounded to the nearest millions, unless otherwise indicated.

These Special Purpose Combined Financial Statements have been prepared on a historical cost convention and on an accrual basis except for certain financial assets and liabilities measured at fair value (refer accounting policy regarding financial instruments).

**Basis of Combination**

a. These Special Purpose Combined Financial Statements are prepared to present the combined financial position and performance of the SPV Group based on the line-by-line addition of the SPVs' separate financial statements for the respective financial years.

b. The Special Purpose Combined Financial Statements have been prepared using the principles of consolidation as per Ind AS 110 - Consolidated Financial Statements, to the extent applicable/ relevant for the combined financial statements.

c. Further, as required by Para 26 of the Guidance Note, in case the combining entities or any one of the combining entities are under common control, the carrying amounts pertaining to a subsidiary, as reflected in the consolidated financial statements of the parent, should be used for the purpose of preparing combined financial statements. Accordingly, for the purpose of Special Purpose Combined Financial Statements, the carrying amounts of SPVs have been considered as reflected in the consolidated financial statements of SEPL Energy Private Limited (formerly known as Sekura Energy Private Limited) (the "erstwhile Parent entity") from the respective dates of acquisition of such SPVs by the erstwhile Parent entity. The difference between the carrying amounts of such SPVs reflected in the consolidated financial statements of the erstwhile Parent entity and the separate financial statements of such SPVs has been credited to "Adjustment on combination of SPVs" which is disclosed under "Other Equity" in the Special Purpose Combined Financial Statements. Consequently, the depreciation charge for the respective years is also based on the carrying amounts of Property, plant and equipment pertaining to such SPVs as reflected in the consolidated financial statements of the erstwhile Parent entity. Related party relationships and transactions are also identified as per Ind AS 24 for SPV Group with respect to erstwhile Parent entity. The Special Purpose Combined Financial Statements do not take into account the accounting adjustments, changes in accounting policies, wherever necessary that have arisen on acquisition of NRSS and DMTCL by the InvIT with the accounting policy of the InvIT. Accordingly, these Special Purpose Combined Financial Statements are not indicative in any manner of the consolidated financial position, consolidated financial performance, consolidated cash flows and consolidated changes in equity of the InvIT and are not comparable with the consolidated financial statements of the InvIT post the issue of units and acquisition of NRSS and DMTCL. Further, these Special Purpose Combined Financial Statements may not necessarily be indicative of the financial performance, financial position, cash flows and changes in equity of the SPV Group that would have occurred if it had operated as a separate standalone group of entities during the periods presented or of the SPV Group's future performance.



## 2.2 Summary of significant accounting policies

The following is the summary of significant accounting policies applied by the SPV Group in preparing its combined financial statements:

### a) Current versus non-current classification

The SPV Group presents assets and liabilities in the balance sheet based on current/ non-current classification. An asset is treated as current when it is:

- Expected to be realised or intended to be sold or consumed in normal operating cycle
  - Held primarily for the purpose of trading
  - Expected to be realised within twelve months after the reporting period, or
  - Cash or cash equivalent unless restricted from being exchanged or used to settle a liability for at least twelve months after the reporting period
- All other assets are classified as non-current.

A liability is current when:

- It is expected to be settled in normal operating cycle
  - It is held primarily for the purpose of trading
  - It is due to be settled within twelve months after the reporting period, or
  - There is no unconditional right to defer the settlement of the liability for at least twelve months after the reporting period
- The terms of the liability that could, at the option of the counterparty, result in its settlement by the issue of equity instruments do not affect its classification. The SPV Group classifies all other liabilities as non-current.

Deferred tax assets and liabilities are classified as non-current assets and liabilities. The operating cycle is the time between the acquisition of assets for processing and their realisation in cash and cash equivalents. The SPV Group has identified twelve months as its operating cycle.

### b) Foreign currencies

The SPV Group's combined financial statements are presented in INR, which is its functional currency. The SPV Group does not have any foreign operation and has assessed the functional currency of the SPVs to be INR.

#### Transactions and balances

Transactions in foreign currencies are initially recorded by the SPV Group's entities at their respective functional currency spot rates at the date the transaction first qualifies for recognition. Monetary assets and liabilities denominated in foreign currencies are translated at the functional currency spot rates of exchange at the reporting date.

Differences arising on settlement or translation of monetary items are recognised in profit or loss.

Non-monetary items that are measured in terms of historical cost in a foreign currency are translated using the exchange rates at the dates of the initial transactions.

### c) Fair value measurement

Fair value is the price that would be received to sell an asset or paid to transfer a liability in an orderly transaction between market participants at the measurement date. The fair value measurement is based on the presumption that the transaction to sell the asset or transfer the liability takes place either:

- In the principal market for the asset or liability, or
- In the absence of a principal market, in the most advantageous market for the asset or liability.

The principal or the most advantageous market must be accessible by the SPV Group.

The fair value of an asset or a liability is measured using the assumptions that market participants would use when pricing the asset or liability, assuming that market participants act in their economic best interest.

A fair value measurement of a non-financial asset takes into account a market participant's ability to generate economic benefits by using the asset in its highest and best use or by selling it to another market participant that would use the asset in its highest and best use.

The SPV Group uses valuation techniques that are appropriate in the circumstances and for which sufficient data are available to measure fair value, maximising the use of relevant observable inputs and minimising the use of unobservable inputs.

All assets and liabilities for which fair value is measured or disclosed in the financial statements are categorised within the fair value hierarchy, described as follows, based on the lowest level input that is significant to the fair value measurement as a whole:

- Level 1 - Quoted (unadjusted) market prices in active markets for identical assets or liabilities;
- Level 2 - Valuation techniques for which the lowest level input that is significant to the fair value measurement is directly or indirectly observable;
- Level 3 - Valuation techniques for which the lowest level input that is significant to the fair value measurement is unobservable.

For assets and liabilities that are recognised in the financial statements on a recurring basis, the SPV Group determines whether transfers have occurred between levels in the hierarchy by re-assessing categorisation (based on the lowest level input that is significant to the fair value measurement as a whole) at the end of each reporting period.

At each reporting date, the management of each SPV analyses the movement of assets and liabilities which are required to be remeasured or reassessed as per the SPV's accounting policies. For this analysis, the management of each SPV verifies the major inputs applied in the latest valuation by agreeing the information in the valuation computation to contracts and other relevant documents.

The management of each SPV also compares the change in the fair value of each asset and liability with relevant external sources to determine whether the change is reasonable. For the purpose of fair value disclosures, the SPV Group has determined classes of assets and liabilities on the basis of the nature, characteristics and risks of the asset or liability and the level of the fair value hierarchy, as explained above.

This note summarises accounting policy for fair value. Other fair value related disclosures are given in the relevant notes.

- Disclosures of Statement of Net Assets at fair value and Statement of Total Returns at fair value
- Quantitative disclosures of fair value measurement hierarchy (note 25)
- Investment in quoted mutual fund (note 5)
- Financial instruments (including those carried at amortised cost) (note 24)

### d) Revenue from contracts with customer

Revenue from contracts with customers is recognised when control of the goods or services are transferred to the customer at an amount that reflects the consideration to which the SPV Group expects to be entitled in exchange for those goods or services. The SPV Group has concluded that it is the principal in its revenue arrangements because it typically controls the services before transferring them to the customer.

#### Power transmission services

Revenue from contracts with customers comprises of revenue from power transmission services rendered in India to Long Term Transmission Customers (LTTs) pursuant to the respective Transmission Services Agreements (TSAs) executed by the SPV Group with LTTs for periods of 35 years. The SPV Group is required to ensure that the transmission assets meet the minimum availability criteria under the respective TSAs. The Company's performance obligation vide the TSAs is to provide power transmission services. The performance obligation is satisfied over time as the customers receive and consume the benefits provided by the SPV Group's performance as the SPV Group performs. Accordingly, the revenue from power transmission services is recognised over time based on the transmission asset availabilities and the tariff charges approved under the respective CERC tariff orders and includes unbilled revenues accrued up to the end of the accounting period. The payment is generally due within 60 days.



**Operation and maintenance service**

Revenue from operation and maintenance contracts are recognised pro-rata over the period of the contract as and when services are rendered.

**Contract balances**

**Contract assets**

A receivable represents the SPV Group's right to an amount of consideration that is unconditional (i.e. only the passage of time is required before payment of the consideration is due). Amounts which have been billed to the customers are disclosed as Trade receivables and amounts which are to be billed to the customers (and not conditional on the SPV group's future performance) are disclosed under Other financial assets. Refer accounting policies for financial assets in Financial Instruments – Initial recognition and subsequent measurement.

**Contract liabilities**

A contract liability is recognised if a payment is received or a payment is due (whichever is earlier) from a customer before the SPV Group transfers the related goods or services. Contract liabilities are recognised as revenue when the SPV Group performs under the contract (i.e., transfers control of the related goods or services to the customer).

**Interest Income**

Interest income is accrued on a time basis, by reference to the principal outstanding and at the effective interest rate applicable.

**Dividend**

Income from dividend on investments is accrued in the year in which generally it is approved by the shareholders, whereby the SPV Group's right to receive is established.

**e) Taxes**

Tax expense comprises current tax expense and deferred tax

**Current Income tax**

Current income tax assets and liabilities are measured at the amount expected to be recovered from or paid to the tax authorities. The tax rates and tax laws used to compute the amount are those that are enacted or substantively enacted at the reporting date.

Current income tax relating to items recognised outside statement of profit or loss is recognised outside statement of profit or loss (either in other comprehensive income or in equity). Current tax items are recognised in correlation to the underlying transaction either in OCI or directly in equity.

Management periodically evaluates positions taken in the tax returns with respect to situations in which applicable tax regulations are subject to interpretation and establishes provisions where appropriate.

**Deferred tax**

Deferred tax is provided using the liability method on temporary differences between the tax bases of assets and liabilities and their carrying amounts for financial reporting purposes at the reporting date.

Deferred tax liabilities are recognised for all taxable temporary differences, except:

- When the deferred tax liability arises from the initial recognition of goodwill or an asset or liability in a transaction that is not a business combination and, at the time of the transaction, affects neither the accounting profit nor taxable profit or loss;
- In respect of taxable temporary differences associated with investments in subsidiaries, associates and interests in joint ventures, when the timing of the reversal of the temporary differences can be controlled and it is probable that the temporary differences will not reverse in the foreseeable future.

Deferred tax assets are recognised for all deductible temporary differences, the carry forward of unused tax credits and any unused tax losses.

Deferred tax assets are recognised to the extent that it is probable that taxable profit will be available against which the deductible temporary differences, and the carry forward of unused tax credits and unused tax losses can be utilised, except:

- When the deferred tax asset relating to the deductible temporary difference arises from the initial recognition of an asset or liability in a transaction that is not a business combination and, at the time of the transaction, affects neither the accounting profit nor taxable profit or loss;
- In respect of deductible temporary differences associated with investments in subsidiaries, associates and interests in joint ventures, deferred tax assets are recognised only to the extent that it is probable that the temporary differences will reverse in the foreseeable future and taxable profit will be available against which the temporary differences can be utilised.

The carrying amount of deferred tax assets is reviewed at each reporting date and reduced to the extent that it is no longer probable that sufficient taxable profit will be available to allow all or part of the deferred tax asset to be utilised. Unrecognised deferred tax assets are re-assessed at each reporting date and are recognised to the extent that it has become probable that future taxable profits will allow the deferred tax asset to be recovered.

Deferred tax assets and liabilities are measured at the tax rates that are expected to apply in the year when the asset is realised or the liability is settled, based on tax rates (and tax laws) that have been enacted or substantively enacted at the reporting date.

Deferred tax relating to items recognised outside statement of profit or loss is recognised outside statement of profit or loss. Deferred tax items are recognised in correlation to the underlying transaction either in OCI or directly in equity.

Deferred tax assets and deferred tax liabilities are offset if a legally enforceable right exists to set off current tax assets against current tax liabilities and the deferred taxes relate to the same taxable SPV Group and the same taxation authority.

**Sales/value added taxes paid on acquisition of assets or on incurring expenses**

Expenses and assets are recognised net of the amount of sales/value added taxes paid, except:

- When the tax incurred on a purchase of assets or services is not recoverable from the tax authority, in which case, the tax paid is recognised as part of the cost of acquisition of the asset or as part of the expense item, as applicable
- When receivables and payables are stated with the amount of tax included

The net amount of tax recoverable from, or payable to, the tax authority is included as part of receivables or payables in the balance sheet.

**f) Property, plant and equipment**

Capital work in progress is stated at cost, net of accumulated impairment loss, if any. Property, plant and equipment are stated at cost, net of accumulated depreciation and accumulated impairment losses, if any. Such cost includes the cost of replacing part of the plant and equipment and borrowing costs for long-term construction projects if the recognition criteria are met. When significant parts of plant and equipment are required to be replaced at intervals, the SPV Group depreciates them separately based on their specific useful lives. Likewise, when a major inspection is performed, its cost is recognised in the carrying amount of the plant and equipment as a replacement if the recognition criteria are satisfied. All other repair and maintenance costs are recognised in profit or loss as incurred. No decommissioning liabilities are expected or incurred on the assets of plant and equipment.

Depreciation is calculated on pro-rata basis on a written down value. Freehold land is not depreciated. The SPV Group is providing depreciation at the following useful life:

Asset class	Useful lives
Plant and equipment	5 - 35 years
Office equipments	5 - 7 years
Furniture and fixtures	10 years
Computers	3 years



The SPV Group, based on technical assessment made by technical expert and management estimate, depreciates certain items of plant and equipment over estimated useful lives which are different from the useful life prescribed in Schedule II to the Companies Act, 2013. The management believes that these estimated useful lives are realistic and reflect fair approximation of the period over which the assets are likely to be used.

An item of property, plant and equipment and any significant part initially recognised is derecognised upon disposal or when no future economic benefits are expected from its use or disposal. Any gain or loss arising on derecognition of the asset (calculated as the difference between the net disposal proceeds and the carrying amount of the asset) is included in the statement of profit or loss when the asset is derecognised.

The residual values, useful lives and methods of depreciation of property, plant and equipment are reviewed at each financial year end and adjusted prospectively, if appropriate.

**g) Borrowing costs**

Borrowing costs directly attributable to the acquisition, construction or production of an asset that necessarily takes a substantial period of time to get ready for its intended use or sale are capitalised as part of the cost of the asset. All other borrowing costs are expensed in the period in which they occur. Borrowing costs consist of interest and other costs that the SPV Group incurs in connection with the borrowing of funds. Borrowing cost also includes exchange differences to the extent regarded as an adjustment to the borrowing costs.

**b) Impairment of non-financial assets**

The SPV Group assesses, at each reporting date, whether there is an indication that an asset may be impaired. If any indication exists, or when annual impairment testing for an asset is required, the SPV Group estimates the asset's recoverable amount. An asset's recoverable amount is the higher of an asset's or cash-generating unit's (CGU) fair value less costs of disposal and its value in use. Recoverable amount is determined for an individual asset, unless the asset does not generate cash inflows that are largely independent of those from other assets or groups of assets. When the carrying amount of an asset or CGU exceeds its recoverable amount, the asset is considered impaired and is written down to its recoverable amount.

In assessing value in use, the estimated future cash flows are discounted to their present value using a pre-tax discount rate that reflects current market assessments of the time value of money and the risks specific to the asset. In determining fair value less costs of disposal, recent market transactions are taken into account. If no such transactions can be identified, an appropriate valuation model is used. These calculations are corroborated by valuation multiples, quoted share prices for publicly traded companies or other available fair value indicators.

The SPV Group bases its impairment calculation on detailed budgets and forecast calculations, which are prepared separately for each of the Group's CGUs to which the individual assets are allocated. These forecasts, especially for the transmission lines are based on the transmission services agreements (TSA) signed by the individual SPVs for their respective assets. Accordingly, a substantial part of the revenue considered for impairment calculations is based on the transmission services agreement. Rest of the items of these budgets and forecast calculations generally cover a period of five years. For longer periods, a long-term growth rate is calculated and applied to project future cash flows after the fifth year. To estimate cash flow projections beyond periods covered by the most recent budgets/forecasts, the SPV Group extrapolates cash flow projections (after factoring revenue as per TSA) in the budget using a steady or declining growth rate for subsequent years, unless an increasing rate can be justified. In any case, this growth rate does not exceed the long-term average growth rate for the products/industries in which the entity operates, or for the market in which the asset is used.

Impairment losses of continuing operations are recognised in the statement of profit and loss.

An assessment is made at each reporting date to determine whether there is an indication that previously recognised impairment losses no longer exist or have decreased. If such indication exists, the SPV Group estimates the asset's or CGU's recoverable amount. A previously recognised impairment loss is reversed only if there has been a change in the assumptions used to determine the asset's recoverable amount since the last impairment loss was recognised. The reversal is limited so that the carrying amount of the asset does not exceed its recoverable amount, nor exceed the carrying amount that would have been determined, net of depreciation, had no impairment loss been recognised for the asset in prior years. Such reversal is recognised in the statement of profit or loss unless the asset is carried at a revalued amount, in which case, the reversal is treated as a revaluation increase.

Impairment is determined for goodwill by assessing the recoverable amount of each CGU to which the goodwill relates. When the recoverable amount of the CGU is less than its carrying amount, an impairment loss is recognised. Impairment losses relating to goodwill cannot be reversed in future periods.

**f) Provisions, contingent liabilities and contingent assets**

Provisions are recognised when the SPV Group has a present obligation (legal or constructive) as a result of a past event, it is probable that an outflow of resources embodying economic benefits will be required to settle the obligation and a reliable estimate can be made of the amount of the obligation.

When the SPV Group expects some or all of a provision to be reimbursed, for example, under an insurance contract, the reimbursement is recognised as a separate asset, but only when the reimbursement is virtually certain. The expense relating to a provision is presented in the statement of profit or loss net of any reimbursement.

If the effect of the time value of money is material, provisions are discounted using a current pre-tax rate that reflects, when appropriate, the risks specific to the liability. When discounting is used, the increase in the provision due to the passage of time is recognised as a finance cost.

Contingent liability is disclosed for, (i) Possible obligations which will be confirmed only by future events not wholly within the control of the Company, or (ii) Present obligations arising from past events where it is not probable that an outflow of resources will be required to settle the obligation or a reliable estimate of the amount of the obligation cannot be made.

Contingent assets are not recognised in the financial statements.

**e) Retirement and other employee benefits**

Retirement benefit in the form of provident fund is a defined contribution scheme. The SPV Group has no obligation, other than the contribution payable to the provident fund. The SPV group recognizes contribution payable to the provident fund scheme as an expense, when an employee renders the related service. If the contribution payable to the scheme for service received before the balance sheet date exceeds the contribution already paid, the deficit payable to the scheme is recognized as a liability after deducting the contribution already paid. If the contribution already paid exceeds the contribution due for services received before the balance sheet date, then excess is recognized as an asset to the extent that the pre-payment will lead to, for example, a reduction in future payment or a cash refund.

The cost of providing benefits under the defined benefit plan is determined using the projected unit credit method.

Remeasurements, comprising of actuarial gains and losses, excluding amounts included in net interest on the net defined benefit liability and the return on plan assets (excluding amounts included in net interest on the net defined benefit liability), are recognised immediately in the balance sheet with a corresponding debit or credit to retained earnings through OCI in the year in which they occur. Remeasurements are not reclassified to profit or loss in subsequent periods.

Net interest is calculated by applying the discount rate to the net defined benefit liability or asset. The SPV Group recognises the following changes in the net defined benefit obligation as an expense in the combined statement of profit and loss:

- Service costs comprising current service costs, past-service costs, gains and losses on curtailments and non-routine settlements; and
- Net interest expense or income



**SPV Group**

(as defined in Note 1 - Corporate Information)

All amounts in Rupees millions unless otherwise stated

**Notes to combined financial statements**

Accumulated leave, which is expected to be utilized within the next 12 months, is treated as short-term employee benefit. The SPV Group measures the expected cost of such absences as the additional amount that it expects to pay as a result of the unused entitlement that has accumulated at the reporting date. The SPV Group recognizes expected cost of short-term employee benefit as an expense, when an employee renders the related service.

The SPV Group treats accumulated leave expected to be carried forward beyond twelve months, as long-term employee benefit for measurement purposes. Such long-term compensated absences are provided for based on the actuarial valuation using the projected unit credit method at the reporting date. Actuarial gains/losses are immediately taken to the statement of profit and loss and are not deferred.

The SPV group operates defined benefit gratuity plan in India.

**k) Financial Instruments**

A financial instrument is any contract that gives rise to a financial asset of one entity and a financial liability or equity instrument of another entity.

**Financial assets**

**Initial recognition and measurement**

All financial assets are recognised initially at fair value plus, in the case of financial assets not recorded at fair value through profit or loss, transaction costs that are attributable to the acquisition of the financial asset. Purchases or sales of financial assets that require delivery of assets within a time frame established by regulation or convention in the market place (regular way trades) are recognised on the trade date, i.e., the date that the SPV Group commits to purchase or sell the asset.

**Subsequent measurement**

For purposes of subsequent measurement, financial assets are classified in four categories:

- i. Debt instruments at amortised cost
- ii. Debt instruments at fair value through other comprehensive income (FVTOCI)
- iii. Debt instruments, derivatives and equity instruments at fair value through profit or loss (FVTPL)
- iv. Equity instruments measured at fair value through other comprehensive income (FVTOCI)

**Financial assets at amortised cost (debt instruments)**

A 'financial asset' is measured at the amortised cost if both the following conditions are met:

- a) The asset is held within a business model whose objective is to hold assets for collecting contractual cash flows, and
- b) Contractual terms of the asset give rise on specified dates to cash flows that are solely payments of principal and interest (SPPI) on the principal amount outstanding.

After initial measurement, such financial assets are subsequently measured at amortised cost using the effective interest rate (EIR) method. Amortised cost is calculated by taking into account any discount or premium on acquisition and fees or costs that are an integral part of the EIR. The EIR amortisation is included in finance income in the statement of profit or loss. The losses arising from impairment are recognised in the statement of profit or loss.

**Financial assets at fair value through OCI (FVTOCI) (debt instruments)**

A 'financial asset' is classified as the FVTOCI if both of the following criteria are met:

- a) The objective of the business model is achieved both by collecting contractual cash flows and selling the financial assets, and
- b) The asset's contractual cash flows represent SPPI.

Debt instruments included within the FVTOCI category are measured initially as well as at each reporting date at fair value. Fair value movements are recognized in the other comprehensive income (OCI). However, the SPV Group recognizes interest income, impairment losses and reversals and foreign exchange gain or loss in the statement of profit or loss. On derecognition of the asset, cumulative gain or loss previously recognised in OCI is reclassified from the equity to statement of profit or loss. Interest earned whilst holding FVTOCI debt instrument is reported as interest income using the EIR method.

**Financial assets designated at fair value through OCI (equity instruments)**

Upon initial recognition, the SPV Group can elect to classify irrevocably its equity investments as equity instruments designated at fair value through OCI when they meet the definition of equity under Ind AS 32 Financial Instruments: Presentation and are not held for trading. The classification is determined on an instrument-by-instrument basis. Equity instruments which are held for trading and contingent consideration recognised by an acquirer in a business combination to which Ind AS 103 applies are classified as at FVTPL. Gains and losses on these financial assets are never recycled to profit or loss. Dividends are recognised as other income in the statement of profit and loss when the right of payment has been established, except when the benefits from such proceeds as a recovery of part of the cost of the financial asset, in which case, such gains are recorded in OCI. Equity instruments designated at fair value through OCI are not subject to impairment assessment.

**Financial assets at fair value through profit or loss**

Financial assets at fair value through profit or loss are carried in the balance sheet at fair value with net changes in fair value recognised in the statement of profit and loss.

**Derecognition**

A financial asset (or, where applicable, a part of a financial asset or part of a group of similar financial assets) is primarily derecognised (i.e. removed from the SPV Group's combined balance sheet) when:

- The rights to receive cash flows from the asset have expired, or
- The SPV Group has transferred its rights to receive cash flows from the asset or has assumed an obligation to pay the received cash flows in full without material delay to a third party under a 'pass-through' arrangement; and either (a) the SPV Group has transferred substantially all the risks and rewards of the asset, or (b) the SPV Group has neither transferred nor retained substantially all the risks and rewards of the asset, but has transferred control of the asset.

When the SPV Group has transferred its rights to receive cash flows from an asset or has entered into a pass-through arrangement, it evaluates if and to what extent it has retained the risks and rewards of ownership. When it has neither transferred nor retained substantially all of the risks and rewards of the asset, nor transferred control of the asset, the SPV Group continues to recognise the transferred asset to the extent of the SPV Group's continuing involvement. In that case, the SPV Group also recognises an associated liability. The transferred asset and the associated liability are measured on a basis that reflects the rights and obligations that the SPV Group has retained.

**Impairment of financial assets**

Majority of the financial assets of the SPV Group pertain to Trade and other receivables. Considering the nature of business, the SPV Group does not foresee any credit risk on its trade and other receivables which may cause an impairment. As per the TSA, the receivables are covered by clause of payment security mechanism which ensures receipt of all trade receivables. Also, the SPV Group does not have any past history of impairment of Trade and other receivables.

**Financial liabilities**

**Initial recognition and measurement**

Financial liabilities are classified, at initial recognition, as financial liabilities at fair value through profit or loss, loans and borrowings, payables, or as derivatives designated as hedging instruments in an effective hedge, as appropriate.

All financial liabilities are recognised initially at fair value and, in the case of loans and borrowings and payables, net of directly attributable transaction costs. The SPV Group's financial liabilities include borrowings and related costs, trade and other payables, and derivative financial instruments.

**Subsequent measurement**

For purposes of subsequent measurement, financial liabilities are classified in two categories:

- Financial liabilities at fair value through profit or loss
- Financial liabilities at amortised cost (loans and borrowings)



SPV Group  
 (as defined in Note 1 - Corporate Information)  
 All amounts in Rupees millions unless otherwise stated  
 Notes to combined financial statements

**Financial liabilities at fair value through profit or loss**  
 Financial liabilities at fair value through profit or loss include financial liabilities held for trading and financial liabilities designated upon initial recognition as at fair value through profit or loss. Financial liabilities are classified as held for trading if they are incurred for the purpose of repurchasing in the near term. This category also includes derivative financial instruments entered into by the SPV Group that are not designated as hedging instruments in hedge relationships as defined by Ind AS 109. Separated embedded derivatives are also classified as held for trading unless they are designated as effective hedging instruments. Gains or losses on liabilities held for trading are recognised in the profit or loss.

**Financial liabilities at amortised cost (Loans and borrowings)**  
 This is the category most relevant to the SPV Group. After initial recognition, interest-bearing loans and borrowings are subsequently measured at amortised cost using the EIR method. Gains and losses are recognised in profit or loss when the liabilities are derecognised as well as through the EIR amortisation process. The EIR amortisation is included as finance costs in the statement of profit or loss. Amortised cost is calculated by taking into account any discount or premium on acquisition and fees or costs that are an integral part of the EIR. This category generally applies to borrowings. For more information refer Note 10.

**Derecognition**  
 A financial liability is derecognised when the obligation under the liability is discharged or cancelled or expires. When an existing financial liability is replaced by another from the same lender or substantially different terms, or the terms of an existing liability are substantially modified, such an exchange or modification is treated as the derecognition of the original liability and the recognition of a new liability. The difference in the respective carrying amounts is recognised in the statement of profit or loss.

**Redclassification of financial assets**  
 The SPV Group determines classification of financial assets and liabilities on initial recognition. After initial recognition, no reclassification is made for financial assets which are equity instruments and financial liabilities. For financial assets which are debt instruments, a reclassification is made only if there is a change in the business model for managing those assets. Changes to the business model are expected to be infrequent. The SPV Group's senior management determines change in the business model as a result of external or internal changes which are significant to the Group's operations. Such changes are evident to external parties. A change in the business model occurs when the SPV Group either begins or ceases to perform an activity that is significant to its operations. If the SPV Group reclassifies financial assets, it applies the reclassification prospectively from the reclassification date which is the first day of the immediately next reporting period following the change in business model. The SPV Group does not restate any previously recognised gains, losses (including impairment gains or losses) or interest.

The following table shows various reclassification and how they are accounted for:

Original classification	Revised classification	Accounting treatment
Amortised cost	FVTPL	Fair value is measured at reclassification date. Difference between previous amortised cost and fair value is recognised in profit or loss.
FVTPL	Amortised Cost	Fair value at reclassification date becomes its new gross carrying amount. EIR is calculated based on the new gross carrying amount.
Amortised cost	FVTOCI	Fair value is measured at reclassification date. Difference between previous amortised cost and fair value is recognised in OCI. No change in EIR due to reclassification.
FVTOCI	Amortised cost	Fair value at reclassification date becomes its new amortised cost carrying amount. However, cumulative gain or loss in OCI is adjusted against fair value. Consequently, the asset is measured as if it had always been measured at amortised cost.
FVTPL	FVTOCI	Fair value at reclassification date becomes its new carrying amount. No other adjustment is required.
FVTOCI	FVTPL	Assets continue to be measured at fair value. Cumulative gain or loss previously recognized in OCI is reclassified from equity to profit or loss the reclassification date.

**Offsetting of financial instruments**  
 Financial assets and financial liabilities are offset and the net amount is reported in the combined balance sheet if there is a currently enforceable legal right to offset the recognised amounts and there is an intention to settle on a net basis, to realise the assets and settle the liabilities simultaneously.

- l) Cash and cash equivalents**  
 Cash and cash equivalent in the balance sheet comprise cash at banks and on hand and short-term deposits with an original maturity of three months or less, which are subject to an insignificant risk of changes in value. For the purpose of the combined statement of cash flows, cash and cash equivalents consist of cash and short-term deposits, as defined above, net of outstanding bank overdrafts as they are considered an integral part of the SPV Group's cash management.
- m) Recent accounting pronouncements**  
 The Ministry of Corporate Affairs ("MCA") notifies new standard or amendments to the existing standards. There is no such notification which would have been applicable from April 01, 2022 having material impact on these financial statements. There is no impact of standard or amendment that has been issued but is not yet effective.

[This space is intentionally left blank]



**SPV Group**

(As defined in Note 1 - Corporate Information)

All amounts in Rupees millions unless otherwise stated

Notes to combined financial statements

**(3A) Property, plant and equipment**

Particulars	Freehold land	Plant and equipment	Furniture and fixtures	Office equipment	Computers	Total
<b>Gross Block</b>						
As at April 1, 2021	78.39	17,931.26	2.65	1.64	1.30	18,015.24
Additions during the year	-	121.98	-	2.46	0.45	124.89
Disposals during the year	-	7.00	-	-	-	7.00
Reclassification during the year	-	4.93	-	-	-	4.93
<b>As at March 31, 2022</b>	<b>78.39</b>	<b>18,041.31</b>	<b>2.65</b>	<b>4.10</b>	<b>1.75</b>	<b>18,128.20</b>
Additions during the year	-	56.26	0.19	1.03	0.36	57.84
Disposals during the year	-	5.53	-	-	-	5.53
<b>As at March 31, 2023</b>	<b>78.39</b>	<b>18,092.04</b>	<b>2.84</b>	<b>5.13</b>	<b>2.11</b>	<b>18,180.51</b>
<b>Accumulated depreciation</b>						
As at April 1, 2021	-	4,955.60	2.12	1.32	0.96	4,959.60
Depreciation for the year	-	1,072.46	0.16	0.86	0.27	1,073.75
Deductions for the year	-	2.34	-	-	-	2.34
<b>As at March 31, 2022</b>	<b>-</b>	<b>6,025.72</b>	<b>2.18</b>	<b>2.18</b>	<b>1.23</b>	<b>6,031.01</b>
Depreciation for the year	-	996.57	0.15	1.30	0.48	998.50
Deductions for the year	-	-	-	-	-	-
<b>As at March 31, 2023</b>	<b>-</b>	<b>7,022.29</b>	<b>2.33</b>	<b>3.18</b>	<b>1.71</b>	<b>7,029.51</b>
<b>Net Block</b>						
As at March 31, 2022	78.39	12,015.59	0.47	2.22	0.52	12,097.19
<b>As at March 31, 2023</b>	<b>78.39</b>	<b>11,069.75</b>	<b>0.51</b>	<b>1.95</b>	<b>0.40</b>	<b>11,151.00</b>

**Note:**

Certain property, plant and equipment of the SPV Group have been pledged for the borrowings taken by the SPV Group. Refer note 10.

[This space is intentionally left blank]



**SPV Group**

(As defined in Note 1 - Corporate Information)

All amounts in Rupees millions unless otherwise stated

Notes to combined financial statements

**(3B) Goodwill**

Goodwill acquired through business combinations has been allocated to the NRSS for impairment testing.

Carrying amount of goodwill:

**As at March 31, 2023**

Particulars	NRSS	Total
Balance at the beginning of the year	1,371.22	1,371.22
Add: Acquisitions during the year	-	-
Add/(less): Translation adjustment	-	-
<b>Balance at the end of the year</b>	<b>1,371.22</b>	<b>1,371.22</b>

**As at March 31, 2022**

Particulars	NRSS	Total
Balance at the beginning of the year	1,371.22	1,371.22
Add: Acquisitions during the year	-	-
Add/(less): Translation adjustment	-	-
<b>Balance at the end of the year</b>	<b>1,371.22</b>	<b>1,371.22</b>

The SPV Group performed its annual impairment test for year ended March 31, 2023 and March 31, 2022 respectively. The SPV Group considers the relationship between the fair value (based on DCF) and its book value, among other factors, when reviewing for indicators of impairment.

The recoverable amounts of each of the CGU, have been determined based on a value in use calculation using cash flow projections from financial budgets approved by senior management. As a result of the analysis, management did not identify impairment.

Key assumptions used for value in use calculations are as follows. The management believes that any reasonably possible change in the key assumptions would not cause the carrying amount to exceed the recoverable amount of the cash generating unit.

CGU	Basis	March 31, 2023		March 31, 2022	
		Assumption used	Sensitivity	Assumption used	Sensitivity
NRSS (Recoverable amount in excess of carrying amount of the CGU is INR 5,677 million in March 31, 2023, INR 5,486 million in March 31, 2022))	WACC	8.00%	Increase by 12.65% would result in impairment	7.95%	Increase by 11.10% would result in impairment
	Tax rate (normal tax and MAT)	MAT - 17.47% Normal tax - 25.17%	Increase by 71.24% would result in impairment	MAT - 17.47% Normal tax - 25.17%	Increase by 71.10% would result in impairment
	Inflation rate for expenses	2.5% to 5%	Increase by 13.97% would result in impairment	1.57% to 2.19%	Increase by 11.15% would result in impairment

[This space is intentionally left blank]



**SPV Group**

(As defined in Note 1 - Corporate Information)

All amounts in Rupees millions unless otherwise stated

Notes to combined financial statements

**(4) Other financial assets****Non - Current**

Particulars	As at March 31, 2023	As at March 31, 2022
(Unsecured, considered good)		
Security deposits	6.62	6.57
Fixed deposit having remaining maturity of more than twelve months*	-	0.36
Interest accrued on fixed deposit*	-	0.03
	<b>6.62</b>	<b>6.96</b>

\*Fixed deposits with banks of INR Nil as at March 31, 2023 (March 31, 2022: INR 0.36 millions) and interest accrued thereon of INR Nil as at March 31, 2023 (March 31, 2022: INR 0.03 millions) are lien marked with IDBI Trusteeship Services Limited and Axis Trustee Services Limited (debenture trustee).

**Current**

Particulars	As at March 31, 2023	As at March 31, 2022
(Unsecured, considered good)		
Unbilled revenue#	655.45	562.50
Interest accrued on fixed deposit (refer Note 8B)	0.05	40.95
Fixed deposit having remaining maturity of less than twelve months	0.36	-
Other receivables	0.55	-
	<b>656.51</b>	<b>603.45</b>

#Unbilled revenue is the transmission charges for the last quarter of year and incentive billed to transmission utilities in the next month subsequent to year end.

**(5) Investments****Current**

Particulars	As at March 31, 2023	As at March 31, 2022
<b>Investments at fair value through Profit or Loss</b>		
Investment in mutual funds		
Axis Liquid Fund-Direct Growth - 120,494.91 units (March 31, 2022 - 26,399.36 units)	301.35	62.41
ICICI Prudential Liquid Fund - Direct Growth - 1,506,414.30 units ( March 31, 2022 - 665,999.12)	501.92	209.96
ICICI Prudential Liquid Fund - Direct Plan -Growth - overnight -25,088.68 Units (March 31, 2022 - Nil Units)	30.32	-
	<b>833.59</b>	<b>272.37</b>

Aggregate value of quoted investment

833.59

272.37

Aggregate value of unquoted investment

-

-

Investment in units of Mutual Funds of INR Nil (March 31, 2022: INR 272.37 millions) are lien marked with IDBI Trusteeship Services Limited and Axis Trustee Services Limited (debenture trustee)



**SPV Group**

(As defined in Note 1 - Corporate Information)

All amounts in Rupees millions unless otherwise stated

Notes to combined financial statements

**(6) Other assets**

**Current**

Particulars	As at March 31, 2023	As at March 31, 2022
(Unsecured, considered good)		
Prepaid expenses	30.98	18.51
Advance to employees	-	0.05
Advances recoverable in cash or in kind	0.17	0.04
	<b>31.15</b>	<b>18.60</b>

**(7) Trade receivables**

Particulars	As at March 31, 2023	As at March 31, 2022
(Unsecured, considered good)		
Trade receivables	12.03	-
	<b>12.03</b>	<b>-</b>

No trade or other receivable are due from directors or other officers of the SPV Group either severally or jointly with any other person. Nor any trade or other receivable are due from firms or private companies.

Trade receivables are non-interest bearing and are generally on terms of 60 days.

See Note 26(a) on credit risk of trade receivables, which explains how the SPV Group manages and measures credit quality of trade receivables that are neither past due nor impaired.

**(8A) Cash and cash equivalents**

Particulars	As at March 31, 2023	As at March 31, 2022
Cash and cash equivalents		
Balances with banks in current accounts	61.25	43.53
<b>Total Cash and cash equivalents</b>	<b>61.25</b>	<b>43.53</b>

**(8B) Bank balances other than disclosed in note 8A above**

Particulars	As at March 31, 2023	As at March 31, 2022
Other bank balances		
Balances with bank held as margin money or security against borrowings, guarantees and other commitments**	-	1,231.97
<b>Total other bank balances</b>	<b>-</b>	<b>1,231.97</b>

\*\*Fixed deposits with banks of INR Nil as at March 31, 2023 (March 31, 2022: INR 1,231,97 millions) and interest accrued thereon of INR Nil (March 31, 2022: INR 40.95 millions) are lien marked with IDBI Trusteeship Services Limited and Axis Trustee Services Limited (debenture trustee).

**(9) Net Shareholder's fund**

As described in basis of preparation, these combined financial statements are prepared to present the combined financial position and performance of the SPV Group. The SPV Group is not a separate legal entity and accordingly does not have its own legal capital. Hence, as per para 37 of Guidance Note on Combined and Carve-out Financial Statements issued by ICAI the difference between the assets and liabilities of the combining entities, being the net asset value is presented as Capital in these special purpose combined financial statements.

[This space is intentionally left blank]



**SPV Group**

(As defined in Note 1 - Corporate Information)

All amounts in Rupees millions unless otherwise stated

Notes to combined financial statements

**(10) Borrowings****Non - current:**

Particulars	As at March 31, 2023	As at March 31, 2022
<b>Borrowings at amortised cost</b>		
<b>A. Secured</b>		
Nil (March 31, 2022: 12,524) Non convertible debentures (NCD) of INR 1,000,000 each (refer 10(A) below)**	-	12,382.69
Less: current maturities of debentures	-	466.00
	-	<b>11,916.69</b>
<b>B. Unsecured</b>		
291,000 (March 31, 2022: 331,000) Non convertible debentures (NCD) of INR 1,000 each (refer 10(B) below)	291.00	331.00
150,953,500 (March 31, 2022: 150,953,500) Optionally convertible debentures (OCD) of INR 10 each (refer 10(C) below)	1,509.54	1,509.54
Term loan (refer note 10 (D) below)	11,314.00	-
	<b>13,114.54</b>	<b>13,757.23</b>

\*\*Net of ancillary borrowing costs amounting to INR Nil (March 31, 2022: INR 141.91 millions)

<b>Aggregate non-current borrowings</b>	<b>13,114.54</b>	<b>13,757.23</b>
<b>Aggregate current borrowings</b>	<b>-</b>	<b>466.00</b>

**10(A) Non Convertible Debentures (secured)****(a) Terms of borrowings**

The SPV Group had issued and allotted 15,400 (8,600 debentures on December 22, 2017 and 6,800 debentures on September 20, 2017) secured, rated, listed, redeemable, non-convertible debentures of face value of INR 1,000,000 each for an aggregate consideration of INR 15,400.00 millions on private placement basis.

During the financial year 2019 -2020, the SPV Group had restructured the NCDs. As per restructuring terms, the NCDs of INR 1,220 million were prepaid. Interest rate and repayment schedule were modified as per note (c) and (d) below. During the year, all the non-convertible debentures are fully repaid.

**(b) Security**

- i) All movable and immovable assets, both present and future, of the SPV Group (other than Current assets).
- ii) A first charge on all present and future Current assets including all book debts, cash flows, commissions, revenues of whatsoever nature and wherever arising and movable fixed assets of the SPV Group and intangibles, present and future.
- iii) A first charge on all receivables of the SPV Group.
- iv) A first charge on the Letter of credit, the Escrow Account and its Sub-Accounts, Trust & Retention Account, Debt Service Reserve Account, other reserves and any other bank accounts of the SPV Group wherever maintained, present & future, monies standing to their credit and permitted investments.
- v) All benefits, rights, titles, permits, approvals and interests of the SPV Group in, to and under all assets, Project Documents (including but not limited to Transmission License, Revenue Sharing Agreement, clearances, permits, approvals, consents) in favour of Debenture Trustee.
- vi) Contractor guarantees, performance bonds, letter(s) of credit (including towards payment security mechanism) that may be provided by any party for the Project.
- vii) All insurance policies taken by the SPV Group.



**SPV Group**

(As defined in Note 1 - Corporate Information)

All amounts in Rupees millions unless otherwise stated

**Notes to combined financial statements**

viii) Fully paid up equity shares of DMTCL Nil as at March 31, 2023 (77% at March 31, 2022) and NRSS Nil as at March 31, 2023 (51% at March 31, 2022) were pledged against the secured NCDs.

**(c) Interest clause**

DMTCL - Annual interest shall be payable on or before last day of the quarter in which the interest is due as per terms with respective debenture holders

NRSS - Interest amount shall accrue at the end of every quarter and shall be payable on or before last day of the every quarter.

**Rate of Interest of DMTCL:**

Particulars	Rate of interest for the year ended March 31, 2023	Rate of interest for the year ended March 31, 2022
STRPP 1-17	8.85% p.a.	8.85% p.a.
STRPP 18-37	9.15% p.a.	9.15% p.a.
STRPP 38-57	9.35% p.a.	9.35% p.a.
STRPP 58-81	9.50% p.a.	9.50% p.a.

**Rate of Interest of NRSS:**

Particulars	Rate of interest for the year ended March 31, 2023	Rate of interest for the year ended March 31, 2022
STRPP 1-11	8.34% p.a.	8.34% p.a.
STRPP 12-17	8.52% p.a.	8.52% p.a.
STRPP 18-37	9.18% p.a.	9.18% p.a.
STRPP 38-57	9.18% p.a.	9.18% p.a.
STRPP 58-84	9.18% p.a.	9.18% p.a.



SPV Group

(As defined in Note 1 - Corporate Information)

All amounts in Rupees millions unless otherwise stated

Notes to combined financial statements

(d) Repayment schedule of NCD issued by DMTCL

Series No.	Amount	Maturity date
STRPP 11	65.00	30-06-21
STRPP 12	65.00	30-09-21
STRPP 13	65.00	31-12-21
STRPP 14	65.00	31-03-22
STRPP 15	70.00	30-06-22
STRPP 16	70.00	30-09-22
STRPP 17	70.00	31-12-22
STRPP 18	77.00	31-03-23
STRPP 19	84.00	30-06-23
STRPP 20	84.00	30-09-23
STRPP 21	84.00	30-12-23
STRPP 22	84.00	30-03-24
STRPP 23	91.00	29-06-24
STRPP 24	91.00	30-09-24
STRPP 25	93.00	31-12-24
STRPP 26	93.00	31-03-25
STRPP 27	99.00	30-06-25
STRPP 28	99.00	30-09-25
STRPP 29	99.00	31-12-25
STRPP 30	97.00	31-03-26
STRPP 31	102.00	30-06-26
STRPP 32	102.00	30-09-26
STRPP 33	111.00	31-12-26
STRPP 34	111.00	31-03-27
STRPP 35	116.00	30-06-27
STRPP 36	110.00	30-09-27
STRPP 37	116.00	31-12-27
STRPP 38	119.00	31-03-28
STRPP 39	119.00	30-06-28
STRPP 40	122.00	30-09-28
STRPP 41	122.00	30-12-28
STRPP 42	122.00	31-03-29
STRPP 43	124.00	30-06-29
STRPP 44	125.00	29-09-29
STRPP 45	125.00	31-12-29
STRPP 46	125.00	30-03-30
STRPP 47	110.00	29-06-30
STRPP 48	110.00	30-09-30
STRPP 49	110.00	31-12-30
STRPP 50	110.00	31-03-31
STRPP 51	115.00	30-06-31
STRPP 52	115.00	30-09-31
STRPP 53	120.00	31-12-31
STRPP 54	120.00	31-03-32
STRPP 55	120.00	30-06-32
STRPP 56	125.00	30-09-32
STRPP 57	125.00	31-12-32
STRPP 58	136.00	31-03-33
STRPP 59	135.00	30-06-33
STRPP 60	135.00	30-09-33
STRPP 61	135.00	31-12-33
STRPP 62	142.00	31-03-34
STRPP 63	155.00	30-06-34
STRPP 64	145.00	30-09-34
STRPP 65	140.00	30-12-34
STRPP 66	140.00	31-03-35
STRPP 67	127.00	30-06-35
STRPP 68	128.00	29-09-35
STRPP 69	128.00	31-12-35
STRPP 70	128.00	31-03-36
STRPP 71	90.00	30-06-36
STRPP 72	90.00	30-09-36
STRPP 73	90.00	31-12-36
STRPP 74	90.00	31-03-37
STRPP 75	42.00	30-06-37
STRPP 76	40.00	30-09-37
STRPP 77	40.00	31-12-37
STRPP 78	48.00	31-03-38
STRPP 79	48.00	30-06-38
STRPP 80	48.00	30-09-38
STRPP 81	48.00	31-12-38
<b>Total</b>	<b>7,244.00</b>	



SPV Group

(As defined in Note 1 - Corporate Information)

All amounts in Rupees millions unless otherwise stated

Notes to combined financial statements

Repayment schedule of NCD issued by NRSS

Series No.	Amount	Maturity date
STRPP 12	37.00	30-06-21
STRPP 13	43.00	30-09-21
STRPP 14	43.00	31-12-21
STRPP 15	46.00	31-03-22
STRPP 16	46.00	30-06-22
STRPP 17	44.00	30-09-22
STRPP 18	44.00	31-12-22
STRPP 19	45.00	31-03-23
STRPP 20	51.00	30-06-23
STRPP 21	44.00	30-09-23
STRPP 22	50.00	31-12-23
STRPP 23	57.00	31-03-24
STRPP 24	53.00	30-06-24
STRPP 25	53.00	30-09-24
STRPP 26	60.00	31-12-24
STRPP 27	62.00	31-03-25
STRPP 28	55.00	30-06-25
STRPP 29	62.00	30-09-25
STRPP 30	62.00	31-12-25
STRPP 31	66.00	31-03-26
STRPP 32	62.00	30-06-26
STRPP 33	62.00	30-09-26
STRPP 34	62.00	31-12-26
STRPP 35	67.00	31-03-27
STRPP 36	71.00	30-06-27
STRPP 37	65.00	30-09-27
STRPP 38	68.00	31-12-27
STRPP 39	68.00	31-03-28
STRPP 40	68.00	30-06-28
STRPP 41	68.00	30-09-28
STRPP 42	70.00	31-12-28
STRPP 43	71.00	31-03-29
STRPP 44	71.00	30-06-29
STRPP 45	71.00	30-09-29
STRPP 46	70.00	31-12-29
STRPP 47	77.00	31-03-30
STRPP 48	77.00	30-06-30
STRPP 49	77.00	30-09-30
STRPP 50	80.00	31-12-30
STRPP 51	80.00	31-03-31
STRPP 52	80.00	30-06-31
STRPP 53	80.00	30-09-31
STRPP 54	80.00	31-12-31
STRPP 55	86.00	31-03-32
STRPP 56	86.00	30-06-32
STRPP 57	86.00	30-09-32
STRPP 58	43.00	31-12-32
STRPP 59	48.00	31-03-33
STRPP 60	73.00	30-06-33
STRPP 61	48.00	30-09-33
STRPP 62	95.00	31-12-33
STRPP 63	95.00	31-03-34
STRPP 64	95.00	30-06-34
STRPP 65	95.00	30-09-34
STRPP 66	100.00	31-12-34
STRPP 67	100.00	31-03-35
STRPP 68	101.00	30-06-35
STRPP 69	100.00	30-09-35
STRPP 70	100.00	31-12-35
STRPP 71	100.00	31-03-36
STRPP 72	108.00	30-06-36
STRPP 73	100.00	30-09-36
STRPP 74	100.00	31-12-36
STRPP 75	100.00	31-03-37
STRPP 76	108.00	30-06-37
STRPP 77	100.00	30-09-37
STRPP 78	100.00	31-12-37
STRPP 79	100.00	31-03-38
STRPP 80	120.00	30-06-38
STRPP 81	130.00	30-09-38
STRPP 82	130.00	31-12-38
STRPP 83	127.00	31-03-39
STRPP 84	267.00	30-06-39
<b>Total</b>	<b>5,709.00</b>	



SPV Group  
(As defined in Note 1 - Corporate Information)  
All amounts in Rupees millions unless otherwise stated  
Notes to combined financial statements

**10(B) Non Convertible Debentures (unsecured)**

**(a) Terms of borrowings**

The SPV Group issued and allotted unsecured, unrated, unlisted, redeemable, non-convertible debentures (NCD) of a face value of INR 1,000 each on private placement basis of INR 60.00 millions and INR 271.00 millions in financial year March 31, 2020 and March 31, 2021 respectively.

**(b) Term**

The term of the NCDs is 10 years i.e. till March 15, 2030 or such extended term as may be determined by the Board of the Company with the prior written consent of the lender.

**(c) Interest**

The NCD Holders are entitled to a cumulative interest of 9% p.a. up to November 15, 2022 and 16% p.a. w.e.f. November 16, 2022 (March 31, 2022: 9% p.a.) on the outstanding value of the NCDs after satisfaction of restricted payment conditions under agreements with Existing Lenders under financing documents and any limit permissible by law. Interest accrues for 6 months period and is payable on or before last day of the succeeding month of half financial year ending on 31st March and 30th September. From November 16, 2022, the Company accrued and paid interest on a quarterly basis or, on any such other period as mutually agreed between the Parties with a prior written notice of 30 days, on the last business day of each Interest Period.

In case of insufficiency of cash flow surplus to make full payment of Interest, the same is carried forward in subsequent period up to the Final Redemption Date. Such carried forward interest does not earn any further interest. Any unpaid carried forward interest remaining outstanding post Final Redemption Date gets lapsed.

**(d) Redemption**

NCDs shall be redeemable, in full or part, at the option of the NCD Holder on the following terms :

(i) At any time out of cashflow surplus (after satisfaction of restricted payment conditions as defined under senior lenders' agreement) of the Borrower as allowed by the Existing Lenders under financing documents; or

(ii) With the prior consent of the Existing Lenders

Redemption amount will be the outstanding value of the NCDs or a part thereof as the case may be.

**10(C) Optionally Convertible Debenture (OCD) (unsecured)**

**(a) Terms of borrowings**

The SPV Group had issued and allotted unsecured optionally convertible OCD of a face value of INR 10 each for an aggregate consideration of INR 1,578.60 millions on private placement basis.

**(b) Term**

The term of the OCDs is 22 (twenty two) years from the Completion Date, or such extended term as may be determined by the Board with the prior written consent of the Lender (Final Redemption Date).  
The OCDs are unsecured and shall not be rated.

**(c) Interest**

The OCD Holders are entitled to a non-cumulative interest at an annual coupon rate not exceeding 18% p.a. (March 31, 2022 - 18% p.a.) on the outstanding face value of the OCDs subject to maximum cashflow surplus (after satisfaction of restricted payment conditions as defined under agreements with Existing Lenders) of the Company as allowed by the senior lenders under financing documents and any limit permissible by law.

Interest accrues for 6 months period and is payable on or before last day of the succeeding month of half financial year ending on 31st March and 30th September. From November 16, 2022, interest accrues and paid on a quarterly basis or, on any such other period as mutually agreed between the Parties with a prior written notice of 30 days, on the last business day of each Interest Period.

**(d) Conversion**

The OCD Holders, subject to necessary approvals as needed and any shareholding restrictions under the TSA to which the Borrower is a party, have the option to convert the OCD at any time before the Final Redemption Date subject to the terms of this Agreement and valuation report and applicable law.

The conversion ratio shall be adjusted such that the Lender receives at the time of conversion such percentage of equity shares of the issued share capital of the Company as it would have received had the OCDs been converted as above on the date of this Agreement, notwithstanding any bonus issue, rights issue, further issuance of shares or other corporate actions.

The conversion of the OCDs shall be in consonance with the terms of the TSA.

The SPV Group had issued optionally convertible debentures ("OCDs") which are optionally convertible into equity shares as per the terms of the agreement entered into between the SPV Group and the OCD holder. Under Ind AS, the OCDs have been separated into liability and equity components. Since the interest rate on OCDs is comparable to market interest, the equity component is considered negligible.

**(e) Redemption**

OCDs are redeemable at the option of the Lender on the following terms:

(i) At any time out of cashflow surplus (after satisfaction of restricted payment conditions as defined under Existing Lenders under senior lenders' agreement) of the SPV Group as allowed by the existing lenders under financing documents; or

(ii) With the prior consent of the senior lenders

In case of any early redemption, the redemption will be at 4x or IRR of 25%, whichever is higher. The lender will have unilateral option to waive or lower the multiple or IRR in case of any early redemption. In case OCD holders do not opt to convert into equity shares or seek an early redemption as provided herein, the redemption will be at par i.e. at face value on maturity date.

**(f) Optionally convertible debentures amounting to INR 69.06 millions have been early repaid on May 21, 2020.**

**10(D) Term loan**

During the year, the SPV Group availed Indian rupee term loan from Anzen amounting to INR 11,940 million (March 31, 2022 - Nil) and carries fixed interest rate of 16% p.a. Interest is payable on a monthly/quarterly basis or, on any such other period as mutually agreed between the Parties and on any date falling within 30 (thirty) Business Days from the end of the relevant quarter/month or any other date as may be mutually agreed between the parties to the agreement.

Repayment of the Term Loan can be done at any time at the discretion of the Borrower without any pre-payment penalty or subject to mutual agreement between the Parties.

During the year, the Company repaid INR 626 million.



**SPV Group**

(As defined in Note 1 - Corporate Information)

All amounts in Rupees millions unless otherwise stated  
Notes to combined financial statements

**(11) Provisions**

Particulars	As at March 31, 2023	As at March 31, 2022
<b>Non-current :</b>		
Provision for employee benefits		
Gratuity (refer note 32)	1.32	1.05
Compensated absences	0.58	0.81
	<b>1.90</b>	<b>1.86</b>

Particulars	As at March 31, 2023	As at March 31, 2022
<b>Current :</b>		
Provision for employee benefits		
Gratuity (refer note 32)	0.15	0.12
Compensated absences	0.47	0.42
	<b>0.62</b>	<b>0.54</b>

**(12) Trade and other payables**

Particulars	As at March 31, 2023	As at March 31, 2022
Trade and other payables	39.27	20.93
	<b>39.27</b>	<b>20.93</b>

Trade payables are not-interest bearing and are normally settled on 30-90 days terms. For explanation on the SPV Group's risk management policies, refer note 26.

**(13) Other financial liabilities**

Particulars	As at March 31, 2023	As at March 31, 2022
<b>Current</b>		
Interest accrued but not due on borrowings (refer note 30)	-	395.25
Payable for purchase of property, plant and equipment	0.28	32.00
Payable to related party (refer note 30 and 35)	628.93	-
Payable to employees	2.11	0.16
	<b>631.32</b>	<b>427.41</b>

**(14) Other liabilities**

Particulars	As at March 31, 2023	As at March 31, 2022
<b>Current</b>		
Advance from customer*	1.55	73.54
Statutory dues payable	13.26	3.54
	<b>14.81</b>	<b>77.08</b>

\*Advance received from customer is adjusted against subsequent billing.

[This space is intentionally left blank]



SPV Group  
(As defined in Note 1 - Corporate Information)  
All amounts in Rupees millions unless otherwise stated  
Notes to combined financial statements

(15) Revenue from contracts with customers

Particulars	Year ended March 31, 2023	Year ended March 31, 2022
Income from transmission charges (refer note 35)	3,605.59	2,212.47
Income from operation and maintenance	13.78	5.54
	<b>3,619.37</b>	<b>2,218.01</b>

Revenue from contracts with customers comprises of revenue from power transmission services rendered in India to Long Term Transmission Customers (LTTCs) pursuant to the respective Transmission Services Agreements (TSAs) executed by the respective SPVs with LTTCs. The TSAs are executed for a period of 35 years and have fixed tariff charges as approved by CERC (except some incentives/penalties relating to transmission assets availabilities). Under the TSAs, the SPVs' performance obligation is to provide power transmission services. The SPVs are required to ensure that the transmission assets meet the minimum availability criteria under the respective TSAs failing which could result in certain disincentives/penalties. The performance obligation is satisfied over-time as the customers receive and consume the benefits provided by the SPVs' performance as the SPVs' perform. The payment is generally due within 60 days upon receipt of quarterly invoice by the customer. The Group receives payments as per the pooling arrangements specified under the Central Electricity Regulatory Commission (Sharing of Inter State Transmission Charges and Losses) Regulations ('Pooling Regulations') in the Point of Connection (PoC) mechanism, the transmission charges to be recovered from the entire system are allocated between users based on their location in the grid. Under the PoC mechanism, all the charges collected by the Central Transmission Utility (i.e. Power Grid Corporation of India Limited) from LTTCs are disbursed pro-rata to all Transmission Service Providers from the pool in proportion of the respective billed amount.

Applying the practical expedient as given in Ind AS 115, the SPV Group has not disclosed the remaining performance obligation related disclosures since the revenue recognized corresponds directly with the value to the customer of the entity's performance completed to date.

(a) Disaggregated revenue information

Particulars	Year ended March 31, 2023	Year ended March 31, 2022
Income from transmission charges	3,605.59	2,212.47
Income from operation and maintenance	13.78	5.54
Total	<b>3,619.37</b>	<b>2,218.01</b>

(b) Assets and liabilities related to contracts with customers

Particulars	Year ended March 31, 2023	Year ended March 31, 2022
Trade receivable	12.03	-
Unbilled revenue	655.45	562.50
Contract liabilities	1.55	73.54

Trade receivables are non-interest bearing and are generally on terms of 60 days. Contract liabilities include advances received from customers.

(c) Project wise break up of revenue from contracts with customers

Particulars	Year ended March 31, 2023	Year ended March 31, 2022
Darbhanga - Motihari Transmission Company Limited	2,212.47	1,267.13
NRSS XXXI (B) Transmission Limited	1,405.90	950.88
Total	<b>3,619.37</b>	<b>2,218.01</b>

(d) Reconciling the amount of revenue recognised in the statement of profit and loss with the contracted price

Particulars	Year ended March 31, 2023	Year ended March 31, 2022
Revenue as per contracted price	3,611.55	2,176.75
Add : Surcharge	17.34	49.86
Less : Rebate	(9.52)	(8.60)
	<b>3,619.37</b>	<b>2,218.01</b>

(e) Reconciliation of contract assets and liabilities

Particulars	Year ended March 31, 2023	Year ended March 31, 2022
Opening balance		
Unbilled revenue	562.50	535.40
Trade receivable	-	-
Contract liabilities	(73.54)	(126.83)
(A)	<b>488.96</b>	<b>408.57</b>
Amounts billed to customers	(562.50)	(535.40)
Power transmission services provided, but remaining unbilled as at year end	655.45	562.50
Power transmission services provided, but collection pending	12.03	-
Collection from customer	-	-
Advance received from customer adjusted against billing	73.54	126.83
Advance received from customer	(1.55)	(73.54)
(B)	<b>176.97</b>	<b>80.39</b>
Closing balance		
Unbilled revenue	655.45	562.50
Trade receivable	12.03	-
Contract liabilities	(1.55)	(73.54)
(A + B)	<b>665.93</b>	<b>488.96</b>



SPV Group  
(As defined in Note 1 - Corporate Information)  
All amounts in Rupees millions unless otherwise stated  
Notes to combined financial statements

(16) Other Income		
Particulars	Year ended March 31, 2023	Year ended March 31, 2022
Net gain on sale of investment in mutual funds	20.00	13.23
Fair value gain on financial instrument at fair value through profit or loss	15.24	1.38
Miscellaneous income	3.98	1.66
Liabilities no longer required written back	-	0.03
Income from insurance claims	-	8.77
	<b>39.22</b>	<b>25.07</b>

(17) Finance Income		
Particulars	Year ended March 31, 2023	Year ended March 31, 2022
Interest income on :		
Fixed deposits	34.32	59.89
Income tax refund	0.71	0.41
	<b>35.03</b>	<b>60.30</b>

(18) Operation and maintenance expense		
Particulars	Year ended March 31, 2023	Year ended March 31, 2022
Operation and maintenance expense	71.22	65.62
	<b>71.22</b>	<b>65.62</b>

(19) Employee benefit expense		
Particulars	Year ended March 31, 2023	Year ended March 31, 2022
Salaries, wages and bonus	14.90	13.32
Gratuity expenses (refer note 32)	0.36	0.33
Contribution to provident and other funds (refer note 32)	0.68	0.57
Staff welfare expenses	0.81	0.73
	<b>16.75</b>	<b>14.95</b>

(20) Finance costs		
Particulars	Year ended March 31, 2023	Year ended March 31, 2022
Interest on		
Non-convertible debentures	976.15	1,226.80
Term loan	556.74	-
Optionally convertible debentures	271.72	271.72
Late payment of tax	1.87	0.01
	<b>1,806.48</b>	<b>1,498.53</b>

(21) Other expenses		
Particulars	Year ended March 31, 2023	Year ended March 31, 2022
Rates and taxes	2.31	3.26
Membership charges	0.87	2.88
Power and fuel	3.31	2.91
Travelling and conveyance expenses	5.21	4.39
Insurance	47.54	50.30
Legal and professional fees	156.45	89.48
Loss on disposal of property, plant and equipment	-	4.66
Rent (Expense relating to leases of low-value assets)	0.56	0.52
Miscellaneous expenses	4.32	4.38
	<b>221.07</b>	<b>162.78</b>

[This space is intentionally left blank]



SPV Group

(As defined in Note 1 - Corporate Information)

All amounts in Rupees millions unless otherwise stated

Notes to combined financial statements

(22) Statement of Capital and other commitments

(a) Capital Commitments

Particulars	As at March 31, 2023	As at March 31, 2022
Commitment relating to property, plant and equipment, net of capital advances	-	6.79
Total	-	6.79

(b) Other Commitments

The SPVs have entered into transmission services agreements (TSA) with long term transmission customers for the period of 35 (thirty five) years pursuant to which the SPVs have committed to transmit power of contracted capacity and have also committed minimum availability of transmission line over the life of the TSA period. The TSA contains provision for penalties in case of certain defaults.

(23) Statement of Contingent liabilities

Particulars	As at March 31, 2023	As at March 31, 2022
Other matters	78.43	84.43
Total	78.43	84.43

- i. During the financial year 2016-17, land owners have filed a case with the District Court, Ludhiana, Punjab towards compensation for the value of land over which the transmission line is passing. The SPV group is of the view that required amount of compensation to these landowners have already been paid and no further compensation is payable. Based on the legal advice, the SPV group does not anticipate any liability against the same and has disclosed a contingent liability of INR 61.65 million (March 31, 2022 : INR 61.65 million). Accordingly, no provision for any liability has been made in these financial statements.
- ii. During the financial year 2020-21, landowners have filed a case with the Civil Court, Pehowa, Haryana towards right of way compensation for laying transmission lines. The SPV group is of the view that required amount of compensation to these landowners have already been paid and no further compensation is payable. Based on the legal advice, the SPV group does not anticipate any liability against the same and has disclosed a contingent liability of INR 2 million (March 31, 2022 : INR 2 million). Accordingly, no provision for any liability has been made in these financial statements.
- iii. During the financial year 2020-21, land owners have filed a case with the Court of Commissioner, Darbhanga Division towards higher compensation on account of cutting of his trees over which the transmission line is passing. The SPV group was of the view that required amount of compensation to these landowners had already been paid and no further compensation is payable. Based on the legal advice, the SPV group did not anticipate any liability against the same and had disclosed as contingent liability of INR 6 million for year ended March 31, 2022. Pursuant to order dated July 28, 2022 the matter was disposed off in favour of the SPV group.
- iv. During the financial year FY 2018-19 and FY 2019-20, Power Grid Corporation of India Limited claimed recovery of Interest During Construction ("IDC"), Incidental Expenses During Construction ("IEDC") and transmission charges respectively on account of delay in commissioning of transmission lines by the SPV group. The SPV group is of the view that the delay in commissioning of transmission lines was due to force majeure events which were beyond the control of the SPV group. Central Electricity Regulatory Commission concluded in another matter through order dated 29/03/2019 passed in Petition No. 195/MP/2017 that delay in commissioning was not due to reasons attributable to the SPV group. Based on the legal advice, the SPV group does not anticipate any liability against the same and has disclosed a contingent liability of INR 14.78 million (March 31, 2022 : INR 14.78 million). Accordingly, no provision for any liability has been made in these financial statements.

The outcome of all the above claims are uncertain and accordingly, disclosed as contingent liabilities.

(24) Financial Instruments by category

Set out below is a comparison, by class, of the carrying amounts and fair value of the SPV Group's financial instruments as of March 31, 2023 :

Particulars	Amortised cost	Fair value through profit and loss	Fair value through other comprehensive income	Total carrying value	Total fair value
<b>Financial assets</b>	61.25	-	-	61.25	61.25
Cash and cash equivalents	-	833.59	-	833.59	833.59
Investments	12.03	-	-	12.03	12.03
Trade receivables	663.13	-	-	663.13	663.13
Other financial assets	736.41	833.59	-	1,570.00	1,570.00
<b>Total</b>					
<b>Financial liabilities</b>	13,114.54	-	-	13,114.54	13,065.46
Borrowings	39.27	-	-	39.27	39.27
Trade payables	631.32	-	-	631.32	631.32
Other financial liabilities	13,785.13	-	-	13,785.13	13,736.05
<b>Total</b>					

Set out below is a comparison, by class, of the carrying amounts and fair value of the SPV Group's financial instruments as of March 31, 2022 :

Particulars	Amortised cost	Fair value through profit and loss	Fair value through other comprehensive income	Total carrying value	Total fair value
<b>Financial assets</b>	43.53	-	-	43.53	43.53
Cash and cash equivalents	-	272.37	-	272.37	272.37
Investments	1,231.97	-	-	1,231.97	1,231.97
Other bank balances	610.41	-	-	610.41	610.41
Other financial assets	1,885.91	272.37	-	2,158.28	2,158.28
<b>Total</b>					
<b>Financial liabilities</b>	14,223.23	-	-	14,223.23	14,672.84
Borrowings	20.93	-	-	20.93	20.93
Trade payables	427.41	-	-	427.41	427.41
Other financial liabilities	14,671.57	-	-	14,671.57	15,121.18
<b>Total</b>					

Carrying values of trade receivables, other financial assets, trade payables and other financial liabilities approximate their fair values.



(25) Fair value hierarchy

The following table presents fair value hierarchy of assets and liabilities as of

Particulars	Fair value measurement at end of the reporting year using		
	Level 1	Level 2	Level 3
<b>Assets measured at fair value</b>			
March 31, 2022			
Quoted Investments - Investment in mutual funds	272.37	-	-
March 31, 2023			
Quoted Investments - Investment in mutual funds	833.59	-	-
<b>Asset for which fair value disclosures are given</b>			
March 31, 2022			
Total assets	-	-	24,923.00
March 31, 2023			
Total assets	-	-	24,187.22
<b>Liabilities for which fair value disclosures are given</b>			
March 31, 2022			
Borrowings	-	14,672.84	-
March 31, 2023			
Borrowings	-	13,065.46	-

Investment in mutual funds though unlisted, are quoted on recognised stock exchanges at their previous day NAVs which is the quote for the day.

The SPV Group is required to present the Statement of total assets at fair value and Statement of total returns at fair value as per SEBI circular no. CIR/IMD/DF/114/2016 dated 20 October 2016 as a part of these combined financial statements - Refer Statement of Net assets at fair value and Statement of Total Returns at fair value.

The inputs to the valuation models for computation of fair value of transmission assets for the above mentioned statements are taken from observable markets where possible, but where this is not feasible, a degree of judgement is required in establishing fair values. Judgements include considerations of inputs such as WACC, Tax rates, inflation rates, etc.

The significant unobservable inputs used in the fair value measurement required for disclosures as above categorised within Level 3 of the fair value hierarchy as above together with a quantitative sensitivity analysis as at March 31, 2023 and March 31, 2022 are as shown below:

Description of significant unobservable inputs to valuation:

Significant unobservable inputs	Input for March 31, 2023	Input for March 31, 2022	Sensitivity of Input to the fair value	Increase / (Decrease) in fair value	
				As at March 31, 2023	As at March 31, 2022
				WACC	8.00% to 8.05%
			-0.50%	1,355.00	1,356.11
Tax rate (normal tax and MAT)	MAT - 17.47%	MAT - 17.47%	2.00%	(96.12)	(86.93)
	Normal tax - 25.17%	Normal tax - 25.17%	-2.00%	83.86	75.99
Inflation rate for expenses	2.5% to 5%	1.37% to 2.19%	1.00%	(262.46)	(382.52)
			-1.00%	218.74	315.31

(26) Financial risk management objectives and policies

The SPV Group's principal financial liabilities comprise borrowings, trade and other payables and other financial liabilities. The main purpose of these financial liabilities is to finance the SPV Group's operations. The SPV Group's principal financial assets include investments, loans, trade receivables, cash and short-term deposits and other financial assets that derive directly from its operations.

The SPV Group is exposed to market risk, credit risk and liquidity risk. The SPV Group's senior management oversees the management of these risks. The SPV Group reviews and agrees policies for managing each of these risks, which are summarised below.

The Risk Management policies of the SPV Group are established to identify and analyse the risks faced by the SPV Group, to set appropriate risk limits and controls and to monitor risks and adherence to limits. Risk management policies and systems are reviewed regularly to reflect changes in market conditions and the SPV Group's activities.

Management has overall responsibility for the establishment and oversight of the SPV Group's risk management framework.

(a) Credit risk on financial assets

Credit risk is the risk that a counterparty will not meet its obligations under a financial instrument or customer contract, leading to a financial loss. The SPV Group is exposed to credit risk from its operating activities (primarily trade receivables) and from its financing activities, including deposits with banks and other financial instruments.

Trade receivables

DMTCL and NRSS are engaged in transmission infrastructure development business under BOOM (Build, Own, Operate and Maintain) and currently derive its revenue primarily from BOOM contracts with long term transmission customers ('LTTC'). DMTCL and NRSS being transmission licensees receive payments as per the pooling arrangements specified under the Central Electricity Regulatory Commission (Sharing of Inter State Transmission Charges and Losses) Regulations ('Pooling Regulations'). In the PoC method, the transmission charges to be recovered from the entire system are allocated between users based on their location in the grid. Under the PoC mechanism, all the charges collected by the Central Transmission Utility ('CTU') from LTTCs are disbursed pro-rata to all Transmission Service Providers ('TSPs') from the pool in proportion of the respective billed amount. Due to this, the TSPs are shielded against any potential default by a particular customer. If a particular customer delays or defaults, the delay or shortfall is prorated amongst all the TSPs. Based on past history of payments, payments due have always been paid and there have been no write-offs for due amounts. Due to the payment mechanism explained above as well as due to no history of any write-off's of payments which were due, the SPV Group has not considered any expected credit loss on the financial assets in the nature of trade receivables. During the various periods presented, there has been no change in the credit risk of trade receivables.

Other financial assets

Credit risk from balances deposited/invested with banks as well as investments made in mutual funds, is managed by the SPV Group's senior management in accordance with the SPV's Treasury policy approved by the Board of Directors. Investments of surplus funds are made only with approved counterparties and within limits assigned to each counterparty. Counterparty limits are reviewed by the top management on an annual basis, and may be updated throughout the year subject to approval of the Board of Directors. The limits are set to minimise the concentration of risks and therefore mitigate financial loss through a counterparty's potential failure to make payments. Based on this policy, the SPV Group does not foresee any risk on account of credit losses, either in the scheduled commercial bank deposits which are made with AA+ rated banks and also in regard to mutual funds which is primarily debt oriented funds. No loss allowances have been provided for any trade receivables, or other receivables from financing activities like cash and bank deposits, mutual funds and other similar deposits. Also, there have been no modifications in contractual cash flows on financial assets.

The SPV Group's maximum exposure to credit risk for the components of the Balance Sheet as at March 31, 2023, March 31, 2022 is the carrying amounts of Investments, Trade Receivables, Cash and cash Equivalents and Other financial Assets as disclosed in Note 5, 7, 8A, and 4 respectively. However, the credit risk is low due to reasons mentioned above.

(b) Market risk

Market risk is the risk that the fair value of future cash flows of a financial instrument will fluctuate because of changes in market prices. Market risk comprises two types of risk: Interest rate risk and currency risk. Financial Instruments affected by market risk include borrowings, deposits and investments in short-term mutual funds. However, the SPV Group did not have currency risk as at March 31, 2023, March 31, 2022.

Interest rate risk

As at March 31, 2023, March 31, 2022, there are no borrowings having floating rate of interest. Accordingly, interest rate sensitivity is not disclosed.



**SPV Group**

(As defined in Note 1 - Corporate Information)

All amounts in Rupees millions unless otherwise stated

Notes to combined financial statements

**(c) Liquidity risk**

Liquidity risk is the risk that the SPV Group may encounter difficulty in meeting its present and future obligations associated with financial liabilities that are required to be settled by delivering cash or another financial asset. The SPV Group's objective is to, at all times, maintain optimum levels of liquidity to meet its cash and collateral obligations. The SPV Group requires funds both for short term operational needs as well as for long term investment programs mainly in growth projects. The SPV Group closely monitors its liquidity position and deploys a robust cash management system. It aims to minimise these risks by generating sufficient cash flows from its current operations, which in addition to the available cash and cash equivalents, liquid investments and sufficient committed fund facilities, will provide liquidity.

The liquidity risk is managed on the basis of expected maturity dates of the financial liabilities. The average credit period taken to settle trade payables is about 30 days. The other payables are with short term durations. The carrying amounts are assumed to be reasonable approximation of fair value. The table below summarises the maturity profile of the SPV Group's financial liabilities based on contractual undiscounted payments:

Particulars	On demand	Less than 3 months	3 months to 1 year	1 year to 5 years	more than 5 years	Total
<b>As at March 31, 2023</b>						
Term loan	-	-	-	-	11,314.00	11,314.00
Optionally convertible debentures (Unsecured)	-	-	-	-	1,509.54	1,509.54
Non convertible debentures (Unsecured)	-	-	-	-	291.00	291.00
Trade and other payables	-	39.27	-	-	-	39.27
Other financial liabilities	-	631.32	-	-	-	631.32
Interest on borrowings	-	530.67	1,602.23	8,514.06	47,403.98	58,130.94
	-	1,201.26	1,602.23	8,514.06	60,598.52	71,916.67
<b>As at March 31, 2022</b>						
Non convertible debentures (Secured)	-	116.00	350.00	2,452.00	9,606.00	12,524.00
Optionally convertible debentures (Unsecured)	-	-	-	-	1,509.54	1,509.54
Non convertible debentures (Unsecured)	-	-	-	-	331.00	331.00
Trade and other payables	-	20.93	-	-	-	20.93
Other financial liabilities	-	306.19	121.22	-	-	427.41
Interest on borrowings	-	289.56	1,165.86	5,334.08	9,691.73	16,481.23
	-	732.68	1,637.08	7,786.08	21,178.77	31,294.11

[This space is intentionally left blank]



**SPV Group**  
(As defined in Note 1 - Corporate Information)  
All amounts in Rupees millions unless otherwise stated  
Notes to combined financial statements

**(27) Capital management**

For the purpose of the SPV Group's capital management, capital includes issued equity capital and all other equity reserves attributable to the equity holders of the SPV Group. The primary objective of the SPV Group's capital management is to ensure that it maintains a strong credit rating and healthy capital ratios in order to support its business and maximise shareholder value.

The SPV Group manages its capital structure and makes adjustments to it in light of changes in economic conditions and the requirements of the financial covenants. To maintain or adjust the capital structure, the SPV Group may adjust the dividend payment to shareholders, return capital to shareholders or issue new shares. The SPV Group monitors capital using a gearing ratio, which is net debt divided by total capital plus net debt. The SPV Group's policy is to keep the gearing ratio optimum. The SPV Group includes within net debt, interest bearing loans and borrowings, trade and other payables less cash and cash equivalents, other bank balances excluding discontinued operations.

Particulars	As at March 31, 2023	As at March 31, 2022
Borrowings	13,114.54	14,223.23
Trade Payables	39.27	20.93
Other financial liabilities	631.32	427.41
Less: cash and other bank balances	(61.25)	(1,275.50)
<b>Net debt (A)</b>	<b>13,723.88</b>	<b>13,396.07</b>
Net shareholder's fund	343.35	952.23
<b>Total equity capital (B)</b>	<b>343.35</b>	<b>952.23</b>
<b>Capital and net debt (C=A+B)</b>	<b>14,067.23</b>	<b>14,348.30</b>
<b>Gearing ratio (%) (A/C)</b>	<b>0.98</b>	<b>0.93</b>

In order to achieve this overall objective, the SPV Group's capital management, amongst other things, aims to ensure that it meets financial covenants attached to the interest-bearing loans and borrowings that define capital structure requirements. Breaches in meeting the financial covenants for 4 consecutive financial covenant testing date would give Debenture Holders the right to call event of default. There have been no breaches in the financial covenants of the Non convertible debentures.

No changes were made in the objectives, policies or processes for managing capital during the year ended March 31, 2023, March 31, 2022.

**(28) Income tax**

The major components of income tax expense for the year are:  
Profit or loss section

Particulars	As at March 31, 2023	As at March 31, 2022
Current income tax:		
Current income tax charge	68.02	-
Deferred tax:		
Relating to origination and reversal of temporary differences	-	-
<b>Income tax expense reported in the statement of profit or loss</b>	<b>68.02</b>	<b>-</b>

The current tax has not been provided as the SPV Group has been incurring losses as per tax for the year ended March 31, 2022.

The reconciliation between the provision of income tax of the SPV Group and amounts computed by applying the Indian statutory income tax rate to profit before tax is as follows:

Particulars	As at March 31, 2023	As at March 31, 2022
Profit/(Loss) before tax	577.60	(512.25)
Enacted income tax rate in India	29.12%	29.12%
Computed expected tax	168.20	(149.17)
Effect of:		
Non recognition of deferred tax on unabsorbed depreciation and other timing differences	(100.18)	149.17
<b>Income tax expense recognised in the statement of profit and loss</b>	<b>68.02</b>	<b>-</b>

**Deferred Tax Liability (net)**

Particulars	As at March 31, 2023	As at March 31, 2022
<b>Deferred Tax Assets</b>		
Tax losses	2,292.38	2,500.61
Gratuity payable	0.42	0.34
Leave encashment payable	0.31	0.36
<b>Total</b>	<b>2,293.11</b>	<b>2,501.31</b>
<b>Deferred Tax Liabilities</b>		
Property, plant and equipment : Impact of difference between tax depreciation and depreciation for financial reporting	1,567.11	1,565.32
Ancillary borrowing costs	-	41.15
<b>Total</b>	<b>1,567.11</b>	<b>1,606.47</b>
<b>Net deferred tax asset recognised (DTA restricted to the extent of DTL)</b>	<b>-</b>	<b>-</b>

For the computation of deferred tax assets/liabilities, the SPV Group has not considered tax holiday available under the Income Tax Act for the project SPVs. The management based on estimated cash flow workings for these projects, believes that since there will be losses in the initial years of these projects, no benefit under the Income tax Act would accrue to these projects in respect of the tax holiday. Management will re-assess this position at each balance sheet date.

Tax losses represents unabsorbed depreciation. Unabsorbed depreciation can be carried forward indefinitely.

**(29) Earnings per unit (EPU):**

Anzen India Yield Plus Trust is not part of the SPV Group. Hence, earnings per unit has not been presented in these combined financial statements of SPV Group.



**SPV Group**

(As defined in Note 1 - Corporate Information)

All amounts in Rupees millions unless otherwise stated

Notes to combined financial statements

**(30) Related Party Disclosures**

**I. List of related parties as per the requirements of Ind-AS 24 as at March 31, 2023 - Related Party Disclosures:**

Related parties where Control exists:

- (a) **Ultimate Parent of the SPVs**  
Edelweiss Infrastructure Yield Plus (up to June 29, 2022 and w.e.f. November 11, 2022)
- (b) **Immediate Holding Company of the SPVs**  
Anzen India Energy Yield Plus Trust (Anzen) (w.e.f. November 11, 2022)  
Edelweiss Infrastructure Yield Plus (w.e.f. June 30, 2022 to November 10, 2022)  
SEPL Energy Private Limited (formerly known as Sekura Energy Private Limited) (SEPL) (up to June 29, 2022)
- (c) Other related parties with whom transactions have taken place during the year
- (f) **Fellow Subsidiaries of the SPVs**  
SEPL Energy Private Limited (formerly known as Sekura Energy Private Limited) (SEPL) (w.e.f. June 30, 2022 to November 10, 2022)  
SRPL Roads Private Limited (formerly known as Sekura Roads Private Limited)
- (ii) SEPL Energy Private Limited (formerly known as Sekura Energy Private Limited) (SEPL) - Entity under common control (from November 11, 2022)
- (d) **Key management personnel of the SPVs and their relatives:**

Name of related parties	Relationship
Vijayanand Semletty*	Non-Executive Director
Jyoti Kumar	Manager
Raminder Singh*	Manager
Vaibhav Doshi	Chief Financial Officer (up to June 30, 2022)
Sadanandan Aatterey Govindan Nair	Chief Financial Officer (w.e.f. January 01, 2023)
Krishna Parekh	Company Secretary (up to June 30, 2022)
Rakesh Gangwani	Company Secretary (w.e.f. August 12, 2022)
Surabhi Jain*	Company Secretary (w.e.f. August 12, 2022)

**II. List of related parties as per requirements of INVT Regulations**

- (a) **Parties of Anzen India Energy Yield Plus Trust**  
SEPL Energy Private Limited (formerly known as Sekura Energy Private Limited) - Sponsor and Project manager  
EAAA Real Assets Managers Limited (formerly known as Edelweiss Real Assets Managers Limited) - Investment Manager  
Axis Trustee Services Limited - Trustee of Anzen India Energy Yield Plus Trust
- (b) **Promoters, Directors and Partners of the persons mentioned in clause (a)**

Particulars	SEPL Energy Private Limited (formerly known as Sekura Energy Private Limited) (SEPL) - Sponsor and Project manager	EAAA Real Assets Managers Limited (formerly known as Edelweiss Real Assets Managers Limited) - Investment Manager	Axis Trustee Services Limited - Trustee of Anzen India Energy Yield Plus Trust
Promoters	Edelweiss Infrastructure Yield Plus	Edelweiss Securities and Investments Private Limited (up to March 28, 2023) Edelweiss Alternative Asset Advisors Limited (w.e.f. March 29, 2023)	Axis Bank Limited
Directors	Avinash Prabhakar Rao* Sushant Sujir Nayak Tharuvai Venugopal Rangaswami	Venkatchalam Ramaswamy Subahoo Chordia Sunil Mitra Prabhakar Panda* Ranjita Deo Shiva Kumar	Deepa Rath Rajesh Kumar Dahiya* Ganesh Sankaran*
Partners	Not applicable	Not applicable	Not applicable

- (c) **Key Managerial Personnel of ERAML**  
Ranjita Deo (Whole Time Director and Chief Investment Officer)  
Vaibhav Doshi (Chief Financial Officer) (w.e.f. 1 February 2023)  
Jalpa Parekh (Company Secretary)

\* Subsequent to March 31, 2023, these KMPs / Directors have resigned and are no longer the KMPs / Directors.

[This space is intentionally left blank]



SPV Group

(As defined in Note 1 - Corporate Information)

All amounts in Rupees millions unless otherwise stated

Notes to combined financial statements

III. Related party transactions:

Particulars	Name of related party	Year ended	Year ended
		March 31, 2023	March 31, 2022
Project management fees	SEPL Energy Private Limited	62.27	65.04
Operation and maintenance cost	SEPL Energy Private Limited	29.59	46.91
Reimbursement of expenses	SEPL Energy Private Limited	0.89	2.34
Shared Service Cost	SEPL Energy Private Limited	18.83	-
Investment management fees	EAAA Real Assets Managers Limited	24.18	-
Distribution to shareholders	Edelweiss Infrastructure Yield Plus	1,118.51	-
Term loan taken	Anzen India Energy Yield Plus Trust	11,340.00	-
Term loan repaid	Anzen India Energy Yield Plus Trust	626.00	-
Redemption of Non convertible debentures	Edelweiss Infrastructure Yield Plus	40.00	-
Reimbursement of expenses	SRPL Roads Private Limited	0.00**	0.01
Interest on Non convertible debentures	Edelweiss Infrastructure Yield Plus	13.71	29.79
Interest on Optionally convertible debentures	Edelweiss Infrastructure Yield Plus	136.24	271.72
Interest on Term loan	Anzen India Energy Yield Plus Trust	135.43	-
Interest on Non convertible debentures	Anzen India Energy Yield Plus Trust	556.74	-
Interest on Non convertible debentures	Anzen India Energy Yield Plus Trust	20.65	-
Redemption of Non convertible debentures	Axis Bank Limited	0.69	1.01
Interest income on investment in fixed deposits	Axis Bank Limited	11.00	-
Investment in fixed deposits	Axis Bank Limited	17.13	25.15
Redemption of fixed deposits	Axis Bank Limited	1,169.05	819.24
Reimbursement of expenses	Axis Bank Limited	1,233.17	699.49
Reimbursement of expenses	Jyoti Kumar	0.69	0.87
Reimbursement of expenses	Raminder Singh	0.72	0.50
Reimbursement of expenses	Vijayanand Semletty	0.01	0.02
Remuneration*	Krishna Parekh	0.00**	-
Remuneration*	Rakesh Gangwani	0.15	-
Reimbursement of expenses	Surabhi Jain	0.15	-
Remuneration	Avinash Prabhakar Rao	0.22	-
Remuneration	Jyoti Kumar	1.87	1.57
Remuneration	Raminder Singh	2.89	2.59

\* The above remuneration paid to KMP does not include:

- (a) post-employment benefits
- (b) Other long term benefits
- (c) Termination benefits
- (d) share based payments

\*\*less than ₹ 0.01 million

IV. Related party balances:

Particulars	Name of related party	Year ended	Year ended
		March 31, 2023 (Payables)/Receivables	March 31, 2022 (Payables)/Receivables
Trade and other payables	SEPL Energy Private Limited	(12.25)	(0.82)
Trade and other payables	EAAA Real Assets Managers Limited	(10.50)	-
Other Financial Liabilities	Edelweiss Infrastructure Yield Plus	(628.93)	-
Trade and other payables	SRPL Roads Private Limited	-	(0.01)
Payable to employees	Jyoti Kumar	(0.05)	(0.07)
Payable to employees	Rakesh Gangwani	(0.02)	-
Payable to employees	Raminder Singh	(0.06)	(0.05)
Payable to employees	Surabhi Jain	(0.02)	-
Interest accrued but not due on borrowings	Axis Bank Limited	-	(0.00)*
Balances with banks in current accounts	Axis Bank Limited	27.67	23.68
Fixed deposits	Axis Bank Limited	-	665.13
Interest accrued on fixed deposits	Axis Bank Limited	-	11.02
9.18% Non convertible debentures	Axis Bank Limited	-	(11.00)
Interest accrued but not due on borrowings	Edelweiss Infrastructure Yield Plus	-	(150.34)
9% Non convertible debentures	Edelweiss Infrastructure Yield Plus	-	(331.00)
18% Optionally convertible debentures	Edelweiss Infrastructure Yield Plus	-	(1,509.54)
16% Non convertible debentures	Anzen India Energy Yield Plus Trust	(291.00)	-
18% Optionally convertible debentures	Anzen India Energy Yield Plus Trust	(1,509.54)	-
16% Term Loan	Anzen India Energy Yield Plus Trust	(11,314.00)	-

\* amounts below INR 0.01 millions

For pledge of shares by the SPV Group - Refer note 10A(b)(viii)



**SPV Group**

(As defined in Note 1 - Corporate Information)

All amounts in Rupees millions unless otherwise stated

Notes to combined financial statements

**(31) Significant accounting judgements, estimates and assumptions**

The preparation of the SPV Group's combined financial statements requires management to make judgements, estimates and assumptions that affect the reported amounts of revenue, expenses, assets and liabilities and the accompanying disclosures and the disclosure of contingent liabilities. Uncertainty about these assumptions and estimates could result in outcomes that require a material adjustment to the carrying amount of assets or liabilities affected in future periods.

**Judgements**

In the process of applying the SPV Group's accounting policies, management has made the following judgements, which have the most significant effect on the amounts recognised in the combined financial statements.

**(a) Applicability of Appendix D - Service Concession Arrangements of Ind AS 115 Revenue from contracts with customers**

The SPVs act as transmission licensees under the Electricity Act, 2003 holding valid licenses for 25 years. The SPVs have entered into Transmission Services Agreements ("TSA") with Long Term Transmission Customers ("LTTC") through a tariff based bidding process to Build, Own, Operate and Maintain ("BOOM") the transmission infrastructure for a period of 35 years. The management is of the view that the grantee as defined under Appendix D of Ind AS 115 ("Appendix D") requires transmission licensee to obtain various approvals under the regulatory framework to conduct its operations both during the period of the license as well as at the end of the license period. However, in the view of management, the grantor's involvement and approvals are to protect public interest and are not intended to control, through ownership, beneficial ownership or otherwise, any significant residual interest in the transmission infrastructure at the end of the term of the arrangement. Accordingly, management is of the view that Appendix D to Ind AS 115 is not applicable to the SPV Group.

**Estimates and assumptions**

The key assumptions concerning the future and other key sources of estimation uncertainty at the reporting date, that have a significant risk of causing a material adjustment to the carrying amounts of assets and liabilities within the next financial year, are described below. Existing circumstances and assumptions about future developments, however, may change due to market changes or circumstances arising that are beyond the control of the SPV Group. Such changes are reflected in the assumptions when they occur.

**(a) Defined benefit plans**

The cost of the defined benefit gratuity plan and the present value of the gratuity obligation are determined using actuarial valuation. An actuarial valuation involves making various assumptions that may differ from actual developments in the future. These include the determination of the discount rate, future salary increases and mortality rates. Due to the complexities involved in the valuation and its long-term nature, a defined benefit obligation is highly sensitive to changes in these assumptions. All assumptions are reviewed at each reporting date. Further details about gratuity obligation are given in Note 32.

**(b) Impairment of non-financial assets**

Non-financial assets of the Group primarily comprise of transmission assets (property, plant and equipment) and Goodwill. Impairment exists when the carrying value of an asset or cash generating unit exceeds its recoverable amount, which is the higher of its fair value less costs of disposal and its value in use. The value in use calculation is based on a DCF model. The recoverable amount is sensitive to the discount rate used for the DCF model as well as the expected future cash-inflows and the growth rate used for extrapolation purposes. Refer Note 38 for qualitative assumptions and Note 25 for quantitative assumptions.

**(c) Taxes**

Deferred tax assets are recognised for unused tax losses to the extent that it is probable that taxable profit will be available against which the losses can be utilised. Significant management judgement is required to determine the amount of deferred tax assets that can be recognised, based upon the likely timing and the level of future taxable profits together with future tax planning strategies. For the calculation of deferred tax assets/liabilities, the SPV Group has not considered tax holiday available under the Income Tax Act. The management based on estimated cash flow workings for the SPVs believes that since there will be losses in the initial years of the SPVs, no benefit under the Income tax Act would accrue to these SPVs in respect of the tax holiday.

**(d) Classification of optionally convertible debentures**

The Group has issued optionally convertible debentures ("OCDs") which are optionally convertible into equity shares as per the terms of the agreement entered into between the Group and the OCD holder. Under Ind AS, the OCDs have been classified as liability measured at fair value through profit and loss since the interest rate approximates to market interest rate and accordingly residual equity amount is nil.

[This space is intentionally left blank]



**SPV Group**

(As defined in Note 1 - Corporate Information)

All amounts in Rupees millions unless otherwise stated

Notes to combined financial statements

**(32) Disclosures for Employee Benefits**

**a. Defined benefit plan - gratuity**

The SPV Group has a defined benefit plan (Gratuity) for its employees. The gratuity plan is governed by the Payment of Gratuity Act, 1972. Under the Act, employee who has completed five years of service is entitled to specific benefit. The level of benefits provided depends on the member's length of service and salary at retirement age. Every employee who has completed five years or more of service gets a gratuity on departure at 15 days salary (last drawn) for each completed year of service as per the provisions of the Payment of Gratuity Act, 1972. The said gratuity plan is unfunded.

The following table sets out the components of net gratuity benefit expense recognised in Statement of Profit and Loss and amounts recognised in the Balance Sheet for the respective plans:

Particulars	Year ended March 31, 2023	Year ended March 31, 2022
<b>i Expense recognized in Statement of Profit &amp; Loss for the year (Included in Note 20 Employee Benefit Expense )</b>		
Service cost:		
Current service cost	0.27	0.27
Interest cost	0.09	0.06
<b>Total expense charged to Statement of Profit and Loss</b>	<b>0.36</b>	<b>0.33</b>
<b>ii Expense recognized in Other Comprehensive Income for the year</b>		
Components of actuarial losses / (gains) on obligations:		
Due to changes in demographic assumptions	-	(0.14)
Due to changes in financial assumptions	(0.08)	0.01
Due to changes in experience adjustments	0.03	0.03
<b>Total expense recognised in Other Comprehensive Income</b>	<b>(0.05)</b>	<b>(0.10)</b>
<b>iii Reconciliation of defined benefit obligation</b>		
Opening Balance of defined benefit obligation	1.17	0.95
Current service cost	0.27	0.27
Interest cost	0.09	0.06
Benefits paid	-	-
Actuarial loss / (gain) from changes in demographic assumptions	-	(0.14)
Actuarial loss / (gain) from changes in financial assumption	(0.03)	0.01
Actuarial loss / (gain) from experience over past years	(0.02)	0.03
<b>Closing Balance of defined benefit obligation</b>	<b>1.47</b>	<b>1.17</b>
<b>iv The principal assumptions used in determining above defined benefit obligations for the Group's plan are as under:</b>	<b>Year ended March 31, 2023</b>	<b>Year ended March 31, 2022</b>
Discount Rate (p.a)	7.10%	6.40%
Expected rate of increase in salary (p.a)	10.00%	10.00%
Withdrawal rates	15.00%	15.00%
Mortality Rates	Indian Assured Lives Mortality (2012-14) ULT	Indian Assured Lives Mortality (2012-14) ULT
Expected average remaining working life	5.5 years	5.5 years
<b>v Sensitivity analysis of impact on Defined benefit obligation (DBO) for changes in significant assumptions is as under:</b>	<b>Year ended March 31, 2023</b>	<b>Year ended March 31, 2022</b>
Expected rate of increase in salary		
100 basis point increase	0.11	0.09
100 basis point decrease	(0.09)	(0.08)
Discount Rate		
100 basis point increase	(0.09)	(0.08)
100 basis point decrease	0.11	0.09
Withdrawal rate		
100 basis point increase	(0.03)	(0.03)
100 basis point decrease	0.03	0.03
Mortality (increase in expected life)		
increase in expected life by 1 year	Negligible change	Negligible change
increase in expected life by 3 years	Negligible change	Negligible change

Note: The sensitivity is performed on the DBO at the respective valuation date by modifying one parameter whilst retaining other parameters constant. There are no changes from the previous period to the methods and assumptions underlying the sensitivity analysis.

**b. Defined Contribution Plans**

The SPV Group makes Provident Fund to defined contribution plans for qualifying employees. Under the schemes, the SPV Group is required to contribute a specified percentage of payroll costs to fund the benefits. The SPV group has recognised provident fund contribution including administration charges for the year ended March 31, 2023 of INR 0.52 million (March 31, 2022 of INR 0.41 million) as expense and contribution to pension fund for the year ended March 31, 2023 of INR 0.16 million (March 31, 2022 of INR 0.16 million) in Note 19 under the head 'Contributions to Provident and Other Funds'.



**SPV Group**

(As defined in Note 1 - Corporate Information)

All amounts in Rupees millions unless otherwise stated

Notes to combined financial statements

**(33) Detail of capital work in progress expenditure are as under:**

Particulars	As at March 31, 2023	As at March 31, 2022
Opening balance		
Add : Assets under construction (net of advances)	46.59	5.15
Less : Assets capitalized during the year*	-	126.75
Closing balance	46.59	85.31
	-	46.59

\*During the year ended March 31, 2022, Gandak River changed its course which made four towers highly vulnerable. Hence as a precaution, the Company installed two taller towers with pile foundation at location to improve and strengthen the LLD line asset. Out of the two towers, one tower was installed on March 31, 2022 and one tower was installed on April 30, 2022.

**(34) Segment Information:**

The SPV Group's activities comprise of transmission of electricity in certain states in India. Based on the guiding principles given in Ind AS 108 on "Segment Reporting", this activity falls within a single business and geographical segment and accordingly the disclosures of Ind AS 108 have not been separately given.

Under Point of Connection (PoC) mechanism, Power Grid Corporation of India Limited ('PGCIL') is designated as central transmission utility with the responsibility for billing and collecting of usage charges from Inter-State Transmission Services (ISTS) users. Hence the entire amount of trade receivables pertaining to transmission charges is receivable from PGCIL.

**(35) Incremental tariff**

Central Electricity Regulatory Commission ("CERC") in its order dated March 29, 2019 and review order dated January 13, 2020 (DMTCL) and January 15, 2020 (NRSS) provided partial relief and disallowed claims pertaining to Interest During Construction ("IDC"), other cost overruns. SPV Group filed appeal with the Appellate Tribunal for Electricity ("APTEL") against the order of CERC.

APTEL in its order dated December 3, 2021 ("APTEL Order") set aside CERC Order and allowed the claims sought by SPV Group on account of IDC, other cost overruns and remitted back the matter to CERC for passing a final Order. Pursuant to the above, CERC in its Order dated May 11, 2022 (NRSS) and May 13, 2022 (DMTCL) (collectively called as "CERC Order") allowed incremental tariff in respect of IDC and other cost overruns of INR 237.50 million per annum as per TSA. Consequently, SPV Group is entitled to accrue revenues from COD to June 30, 2022 of INR 1,247.88 million and one time reimbursement of INR 8.23 million. However, CERC disallowed the SPV Group's claim in respect of carrying costs. Considering no appeal has been filed and the appeal timeline has elapsed, the consequent effect of the CERC Order have been given in the combined financial statements for the year ended March 31, 2023 and the same is accounted as revenue from operations in the statement of profit and loss.

Further, pursuant to Securities Purchase Agreement dated November 1, 2022 among the respective SPV and Edelweiss Infrastructure Yield Plus, Axis Trustee Services Limited, EAAA Real Assets Managers Limited (formerly known as Edelweiss Real Assets Managers Limited), SEPL Energy Private Limited (formerly known as Sekura Energy Private Limited), the entire economic and beneficial interest in all amounts due (net of tax) to the respective SPV as per the CERC Order pertaining to period prior to and including March 31, 2022 (including any amounts received as one-time settlements for issues raised in the petition) is vested with Edelweiss Infrastructure Yield Plus and upon receipt of the amounts (or any part thereof) shall be transferred to Edelweiss Infrastructure Yield Plus. Accordingly, the amount of INR 1,118.51 million is considered as distribution to the shareholder and adjusted in equity.

As per the Securities Purchase Agreement, any amounts due to the respective SPV pursuant to any future order passed by any competent authority pursuant to claims or appeals filed by the Company until the Closing Date (including any claims or appeals filed in relation to the CERC Order such as the appeal filed by the respective SPV dated June 24, 2022) ("Future Receivables") Anzen India Energy Yield Plus Trust/the respective SPV shall pursuant to the receipt of final, non-appealable orders of a court of competent jurisdiction, be transferred to Edelweiss Infrastructure Yield Plus. Based on the management opinion the possibility of outcome of these matter to be remote, the same is not considered as contingent consideration as per Ind AS 103 Business Combination.

**(36) Disclosure of COVID-19 on operations:**

The management has assessed impact on business and financial risks on account of COVID-19 on the financial information of SPV Group. SPV Group is engaged in operation and maintenance of power transmission lines and substations ('power transmission infrastructure') are governed by Section 63 of The Electricity Act 2003 where in as per the transmission Service Agreements ('TSAs') tariff revenue is accrued based on availability of power transmission infrastructure. Further, the Government of India has declared power transmission as an essential service therefore SPV Group is able to ensure availability of power transmission infrastructure and carry out maintenance activities during the lock down period.

The management believes that as the tariff revenues are linked to availability, irrespective of the quantum of power transmitted through the power transmission infrastructure and considering the Point of Connection ('PoC') mechanism the risk of non-collection of transmission charges receivables is minimum. Further, the management does not see any risks in SPV Group's ability to continue as a going concern and meeting its liabilities as and when they fall due. The management will continue to monitor and assess impact of economic conditions arising due to COVID 19. The impact of COVID 19 may differ from that expected at the date of approval of these financial statements.

**(37) Previous period/year's figures have been regrouped / rearranged wherever necessary to confirm the current period classification.**

[This space is intentionally left blank]



**SPV Group**

(As defined in Note 1 - Corporate Information)

All amounts in Rupees millions unless otherwise stated

Notes to combined financial statements

**(38) Disclosures as required by SEBI circular no. CIR/IMD/DF/114/2016 dated 20 October 2016**

**I. Project wise operating cash flows**

Projects	As at March 31, 2023	As at March 31, 2022
Darbhangha Motihari Transmission Company Limited (DMTCL)	1,547.38	1,066.31
NRSS XXXI (B) Transmission Limited (NRSS)	1,043.76	810.13
	2,591.14	1,876.44

**II. Capitalisation statement**

Particulars	Pre issue as at March 31, 2023	As adjusted for issue*
Total debt (A)#	13,114.54	
Total equity of SPV Group (B)	343.35	
Debt equity ratio [A/(A+B)]	0.97	

\*Anzen India Energy Yield Plus Trust is not part of the SPV Group. Hence, the corresponding disclosures post initial issue has not been provided in the above table.

# includes Term Loan/NCDs/OCDs of INR 13,114.54 million from the related party disclosed under Borrowings in Note 10.

[This space is intentionally left blank]



SPV Group  
 (As defined in Note 1 - Corporate Information)  
 All amounts in Rupees millions unless otherwise stated  
 Notes to combined financial statements

III. Debt payment history

Particulars	DMTCL				NRSS		
	As at March 31, 2023				As at March 31, 2023		
	Secured Non convertible debentures	Unsecured Non convertible debentures	Optionally convertible debentures	Term Loan	Secured Non convertible debentures	Optionally convertible debentures	Term Loan
Carrying amount of debt at the beginning of the year	6,904.20	331.00	877.10	-	5,478.49	632.44	-
Additional borrowings taken during the year	-	-	-	6,910.00	-	-	5,030.00
Repayments during the year (including debt refinanced)	(6,984.00)	(40.00)	-	(327.50)	(5,540.00)	-	(298.50)
Other adjustments/settlements during the year (Ind-AS)	79.80	-	-	-	61.51	-	-
Carrying amount of debt at the end of the year	-	291.00	877.10	6,582.50	-	632.44	4,731.50
Interest payments (cash outflow)	(701.84)	(49.27)	(236.60)	(313.25)	(345.54)	(170.60)	(243.49)


Particulars	DMTCL			NRSS	
	As at March 31, 2022			As at March 31, 2022	
	Secured Non convertible debentures	Unsecured Non convertible debentures	Optionally convertible debentures	Secured Non convertible debentures	Optionally convertible debentures
Carrying amount of debt at the beginning of the year	7,156.22	331.00	877.10	5,642.55	632.44
Additional borrowings taken during the year	-	-	-	-	-
Repayments during the year (including debt refinanced)	(260.00)	-	-	(169.00)	-
Other adjustments/settlements during the year (Ind-AS)	7.98	-	-	4.94	-
Carrying amount of debt at the end of the year	6,904.20	331.00	877.10	5,478.49	632.44
Interest payments (cash outflow)	(674.76)	(25.25)	(157.90)	(517.28)	(113.84)

As per our report of even date


For S R B C & CO LLP  
 Chartered Accountants  
 Firm Registration No: 324982E/E300003




per Paul Alvares  
 Partner  
 Membership Number : 105754  
 Place : Pune  
 Date : February 22, 2025



For and on behalf of the Board of Directors of  
 EAAA Real Assets Managers Limited  
 (formerly known as Edelweiss Real Assets Managers Limited)  
 (as Investment Manager of Anzen India Energy Yield Plus Trust)



Ranjita Desai  
 CIO & Whole-time Director  
 DIN No. : 09609160



Jaija Parekh  
 Company Secretary  
 Membership Number : A44507  
 Place : Mumbai

Date : February 22, 2025



Vaibhav Doshi  
 Chief Financial Officer

